



# Cardiff Blooming Trail

A gorgeous circular walk around Cardiff's city parks. Take in the River Taff, Bute Park, Alexandra Gardens and more.

**Distance** 6.8 kilometers / 4.2 miles

**Duration** 2 hours



Great views



Refreshments



Public transport



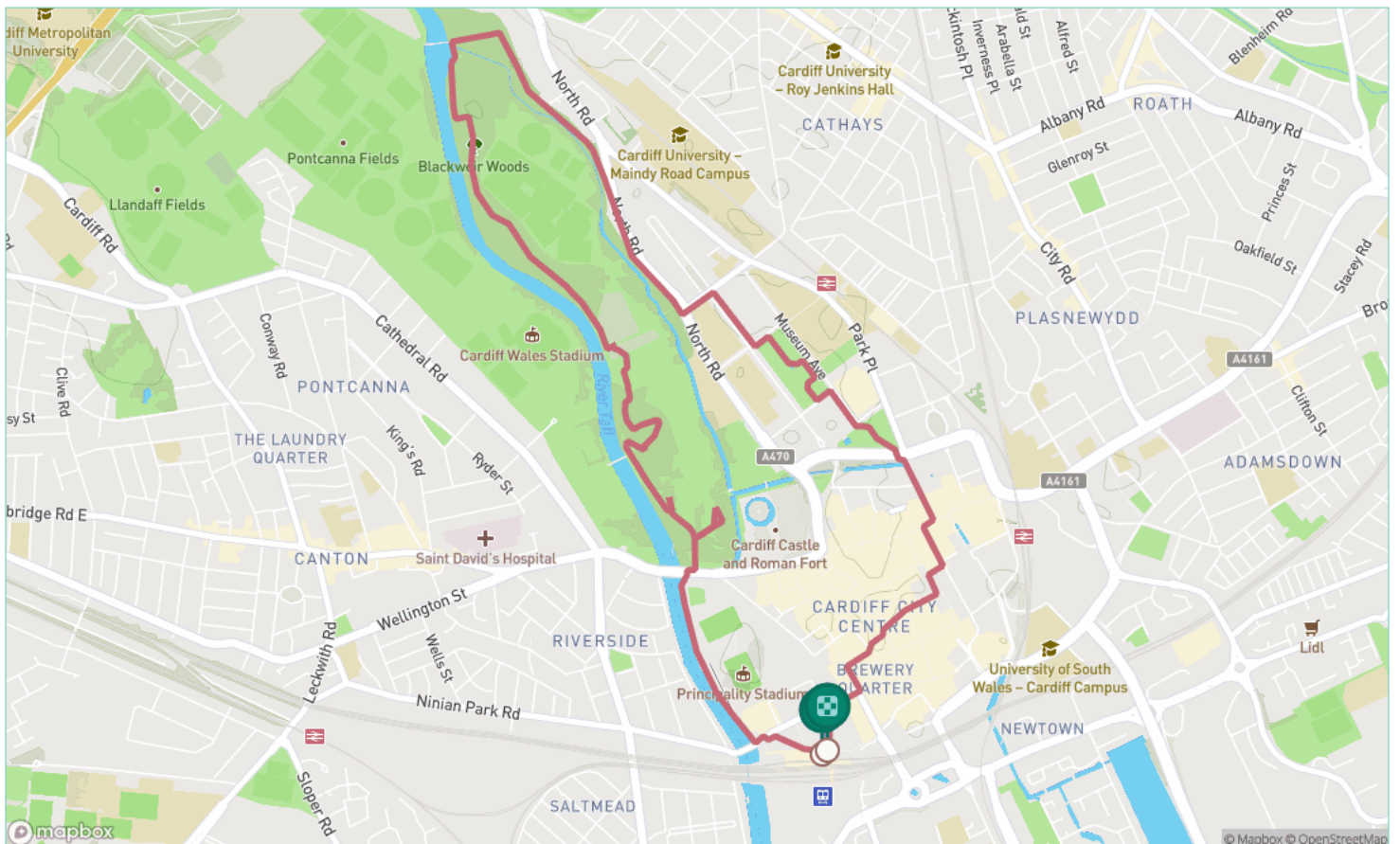
History



Dog friendly

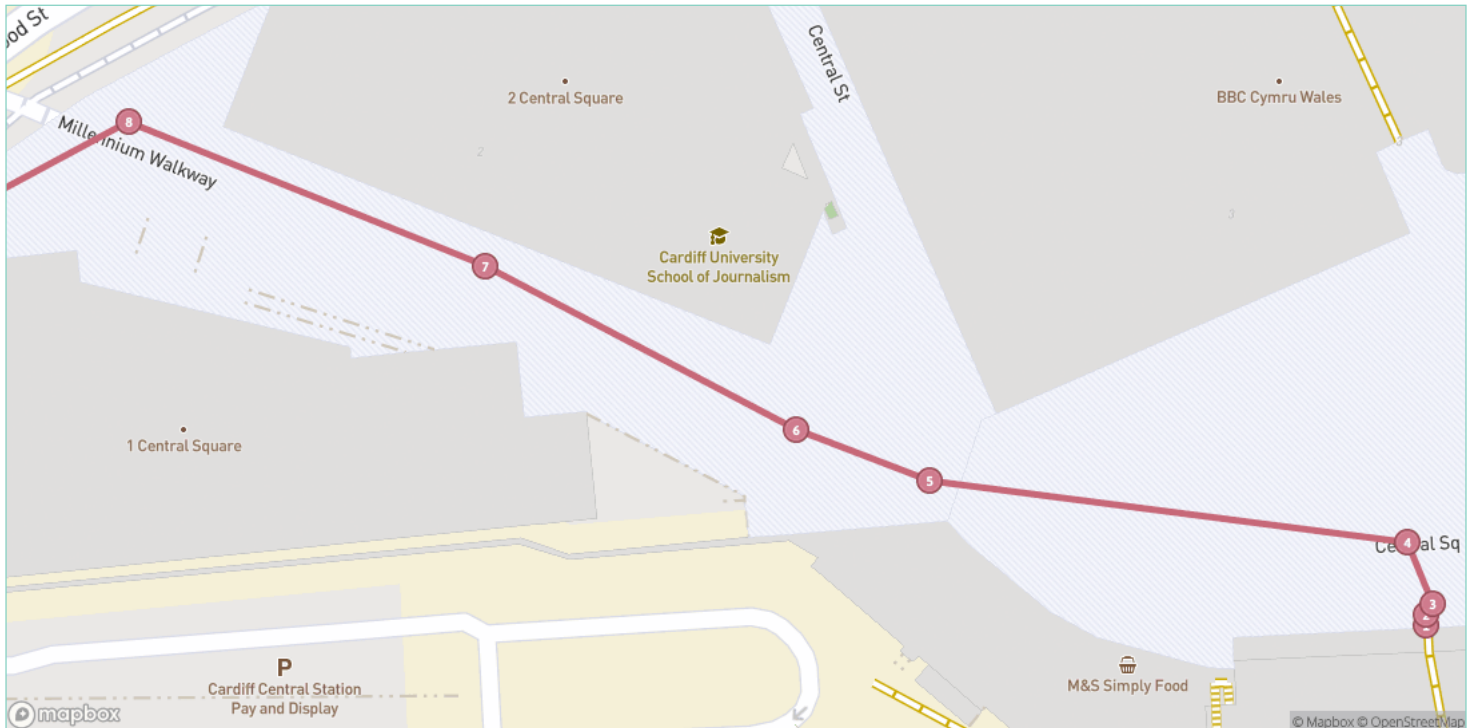


Child friendly



Disclaimer: Directions are provided as guidance only. Weather, construction, closures or other factors may affect routes. Please take care when crossing roads and avoid private land. Always follow local signage and use common sense.

Created by Go Jauntly Ltd © 2026. Last Updated: 10 April 2026.



**Step 1:** Welcome to the Big Blooming Walks. We've teamed up with the National Trust to bring you a series of special spring walks celebrating the most beautiful time of year. Get ready to stop and smell the blooms! Let's go.

**Step 2:** This walk has a couple of steps, small inclines and some uneven footing due to grass and tree roots. Some of the route is off the beaten track which means it can get muddy in wet or wintry weather.

**Step 3:** This walk starts at Cardiff Central Station at the Central Square exit.

**Step 4:** Just ahead of you is the BBC building. Turn left to continue with us.

**Step 5:** Don't miss the grand-looking mosaics on the left.

**Step 6:** Continue walking ahead with the BBC building on your right.

**Step 7:** Keep left on Millennium Walkway. Mind the bollards as you go.

**Step 8:** At the end of the path, bear left and walk towards the pedestrian crossing.



**Step 9:** Cross over at the pedestrian crossing and turn left on the other side.

**Step 10:** Continue straight past the Principality Stadium and just before the bridge and river, turn right.

**Step 11:** Continue right onto Millennium Walkway but please note: the walkway is open daily from 7am-7pm Sunday to Friday and closes at 9pm on Saturday except when stadium events are on. If closed...

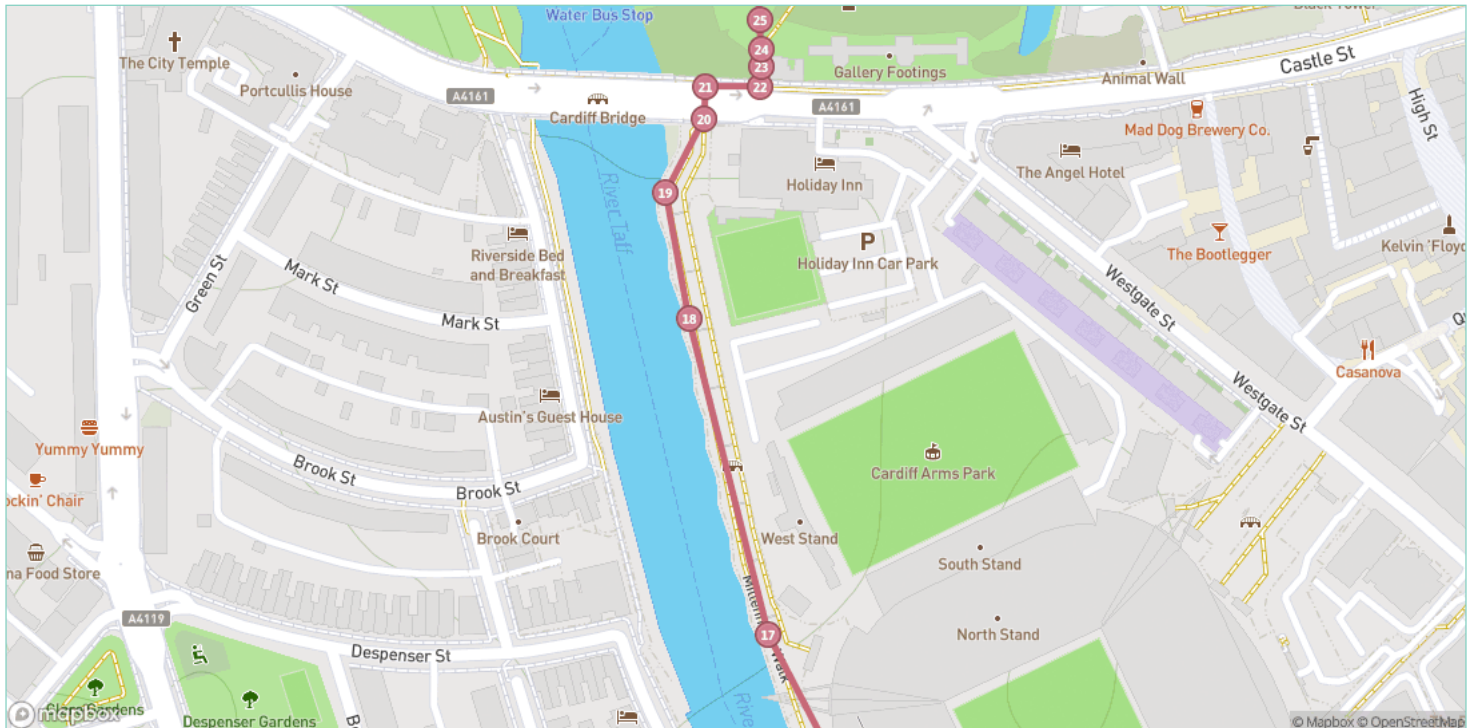
**Step 12:** ...cross over the bridge and turn right onto the opposite embankment and skip to Step 20. Otherwise continue ahead.

**Step 13:** Walk through the upcoming metal gates and don't miss the riverside views as you go.

**Step 14:** Built on the site of Cardiff's old Cardiff Arms Park, Principality Stadium opened in 1999 just in time to host the Rugby World Cup!

**Step 15:** Don't miss the mosaics adorning the walkway as you go.

**Step 16:** Keep left to continue ahead past the bollards and exit through the upcoming gates.



**Step 17:** Continue along the walkway admiring the colourful street art as you go.

**Step 18:** The River Taff flows right next to you.

**Step 19:** Continue ahead towards Cardiff Bridge.

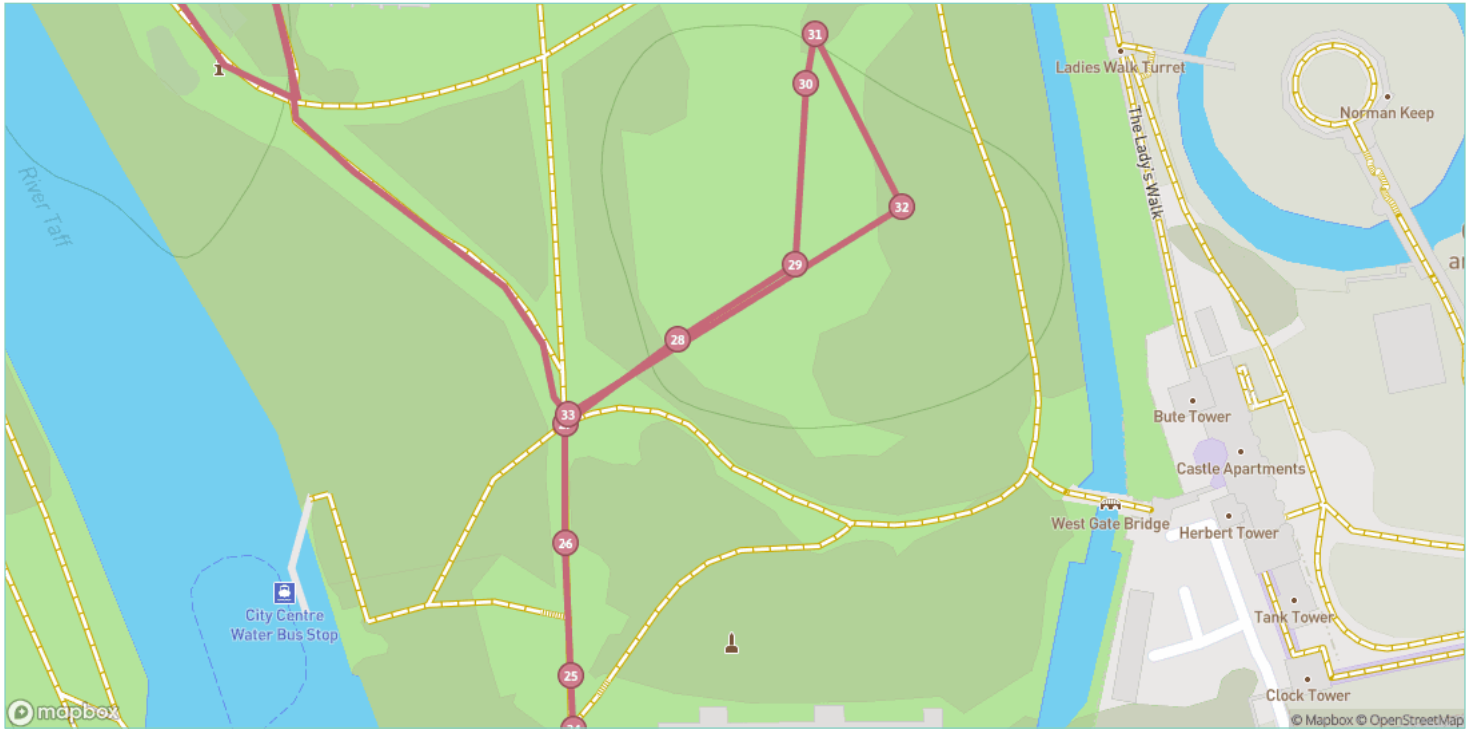
**Step 20:** Use the pedestrian crossing to cross over and turn right onto the other side.

**Step 21:** You're now walking along Castle Street. Get ready to turn left through an opening in the wall.

**Step 22:** Turn left into Bute Park.

**Step 23:** The old West Lodge is on your right.

**Step 24:** It's home to Brodies Coffee Co, a perfect spot for cream tea! Scone anyone?



**Step 25:** When you're ready, continue ahead.

---

**Step 26:** Follow the main path ahead.

---

**Step 27:** Bute Park was gifted to the people of Cardiff in 1947 by the Marquess of Bute.

---

**Step 28:** To your right you'll see a stone circle. Head onto the grass and walk towards it.

---

**Step 29:** Bute Park's stone circle was built for the 1978 National Eisteddfod. Wales's celebrated festival of poetry, music and culture!

---

**Step 30:** Just beyond the stones, in early spring (March) you'll find an orchard of magnolia trees.

---

**Step 31:** Each tree erupts in spectacular pink and white blooms before a single leaf appears. One of nature's most dramatic, fleeting spring moments.

---

**Step 32:** Soak up the magnolia orchard for a while before retracing your steps back past the stone circle.

---



**Step 33:** Make your way back to the path you were on earlier.

**Step 34:** Now follow the left hand path ahead. Admire the beautiful trees as you go.

**Step 35:** You'll pass a totem pole adorned with poetry on your right hand side. It celebrates the power of trees to inspire.

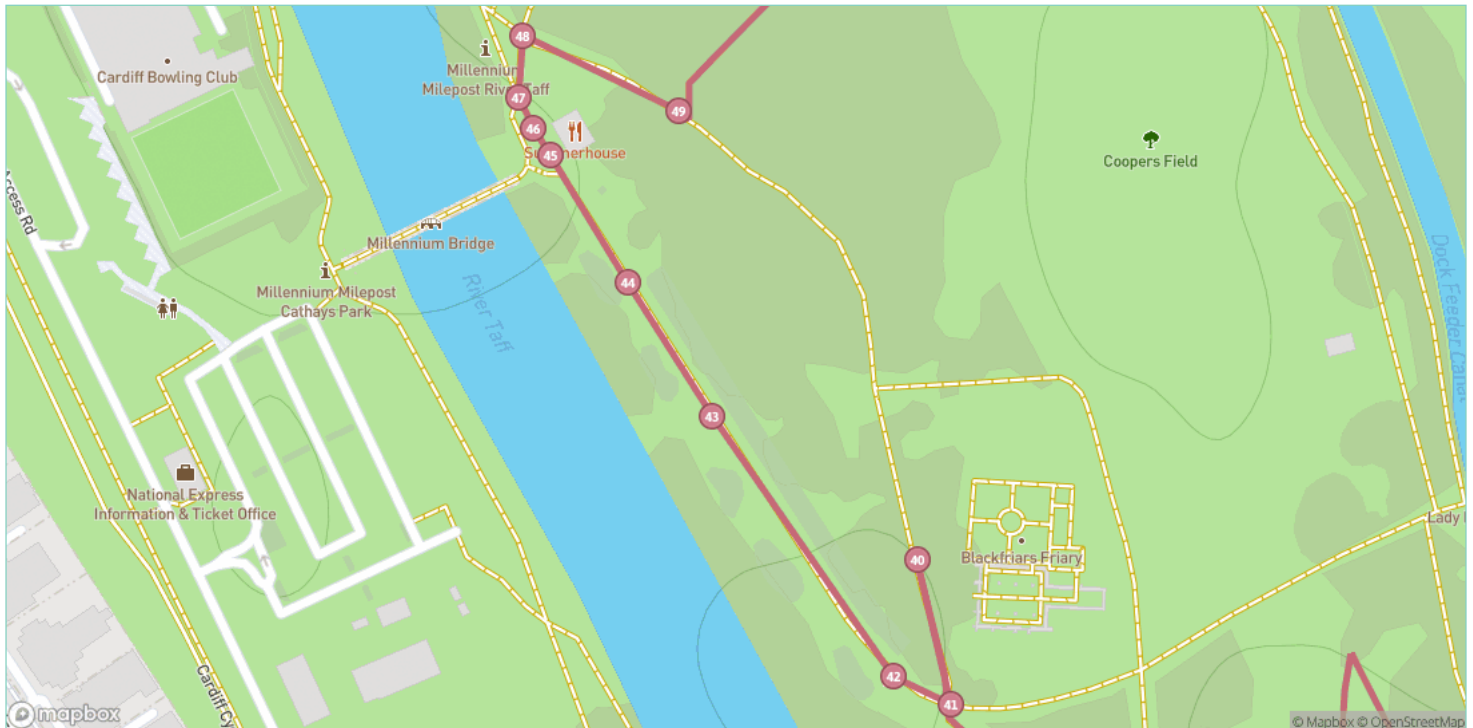
**Step 36:** Bute Park is home to over 3,000 trees from across the world, making it one of the most diverse urban tree collections in the UK! Keep going.

**Step 37:** In early spring, daffodils will line the path, a delight for your senses.

**Step 38:** At the end of the path, ignore the path on the left and continue straight ahead to check out the friary ruins.

**Step 39:** Founded in the 13th century, Blackfriars Friary is one of Cardiff's oldest medieval ruins.

**Step 40:** Explore the friary ruins and garden before retracing your steps back to the path.



**Step 41:** Head back to the cross paths and continue on the left hand path. Tap the map pin on the bottom left if you're unsure.

**Step 42:** The path is lined with pretty flower beds on either side.

**Step 43:** Bute Park's flower beds are tended by dedicated gardeners and volunteers, keeping the park colourful and beautiful year round!

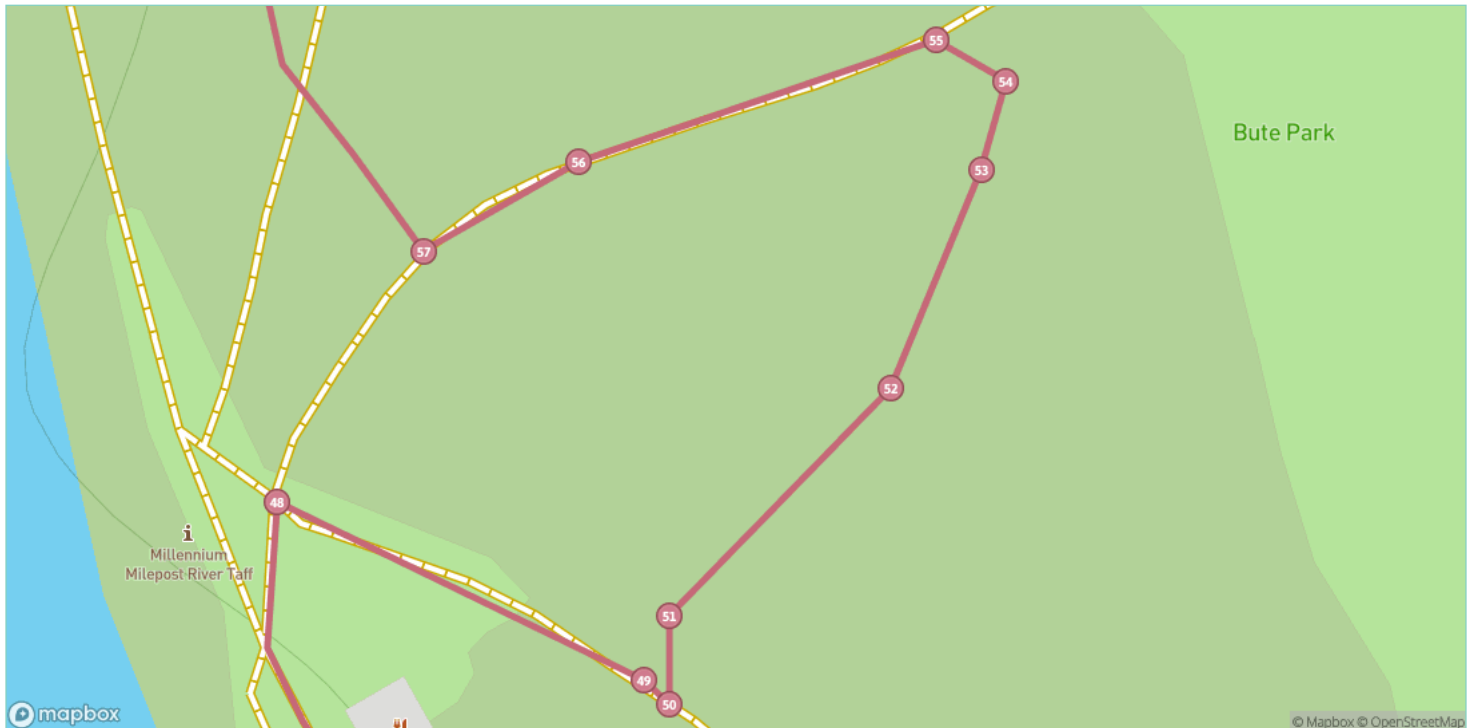
**Step 44:** Soon you'll pass by Servini's, one of the many cafes in Bute Park. There's another one coming soon.

**Step 45:** On your left is Millennium Bridge, a pretty nature-adorned bridge with an iconic white wishbone design.

**Step 46:** What beautiful trees can you spot today?

**Step 47:** Turn right at the fork and then first right at the next cross-paths.

**Step 48:** Can you spot the foxglove tree on your right? In spring the branches are covered in mini-firework blossoms. 🌸



**Step 49:** Make your way towards this green sign on your left...

---

**Step 50:** A cute mole will be waiting for you. It marks the entrance to a mini assault course.

---

**Step 51:** Want to give it a try? Play for all ages!

---

**Step 52:** Give it a go or simply walk alongside the dirt path.

---

**Step 53:** At the end, you'll reach a well-trodden path that leads you left, back to a tarmac path. Look right...

---

**Step 54:** ... and you'll meet Pumba the dragon as you go.

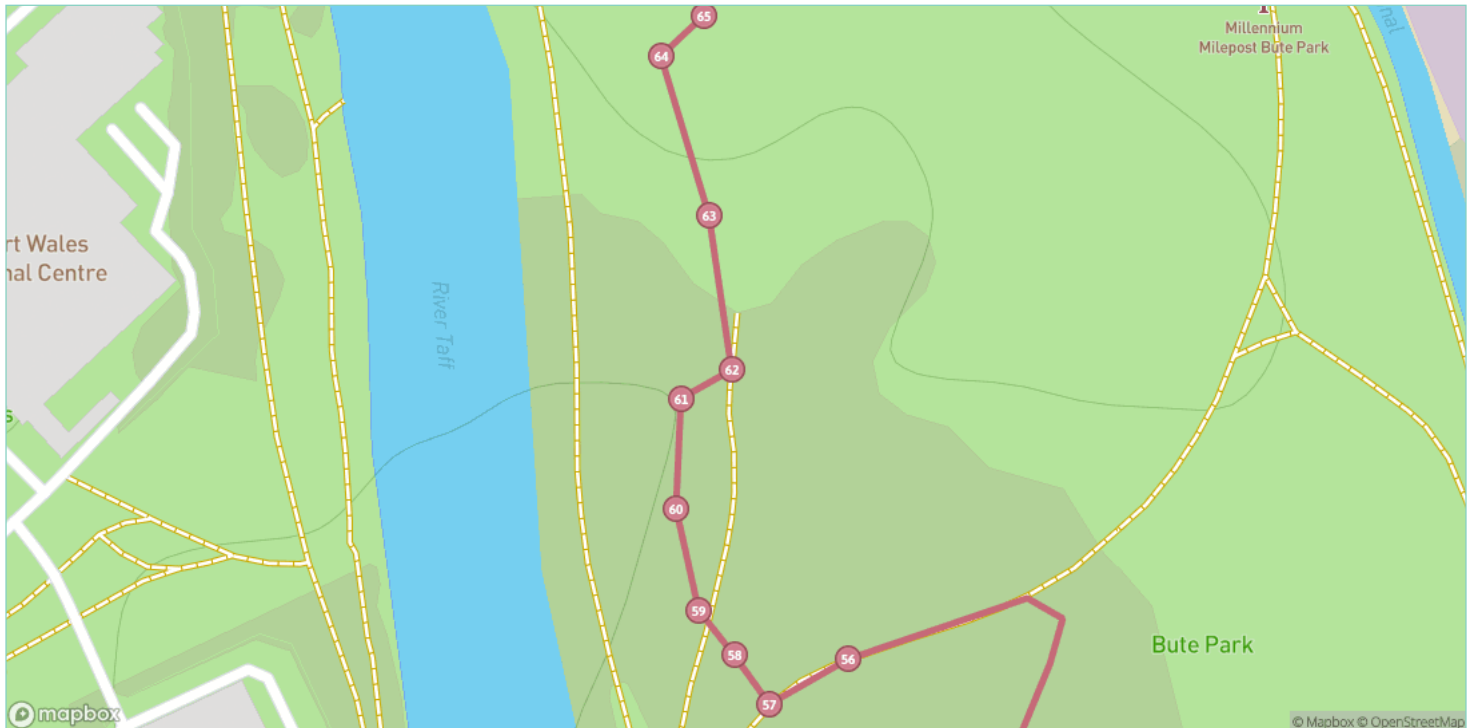
---

**Step 55:** Turn left onto the main path and continue ahead.

---

**Step 56:** There are more magnolia trees on your right hand side.

---



**Step 57:** Just after the magnolias, take a right over a desire-line path on the grass. We're heading to those shrubs up ahead.

**Step 58:** Did you know that these unofficial dirt and grass paths are called desire lines? They are routes worn naturally by people choosing their own way. We follow in their footsteps.

**Step 59:** Tucked away just here is the Camellia Garden. A hidden treasure bursting into life each spring with rich blooms of pink and red.

**Step 60:** Camellias are one of spring's earliest flowers, often blooming as early as February. Wander around as you wish.

**Step 61:** This lovely wooded area is worth spending time in.

**Step 62:** When you're ready, head back to the main path on the right hand side.

**Step 63:** It can get pretty muddy here in wet weather. Continue ahead past the blossom trees.

**Step 64:** If you like, divert off the dirt path and onto the grass to explore wooden sculptures.



**Step 65:** This one is rather magnificent!

---

**Step 66:** When you're ready continue on the grass and towards a building which is to the left, on the main path.

---

**Step 67:** Keep going, there are benches, toilets and a cafe up ahead.

---

**Step 68:** To your left is the Stuttgart Garden. Tulips covered the ground in March and April.

---

**Step 69:** Welcome to the Secret Garden Cafe. Usually open 9am - 4:30pm in winter/spring and longer in summer.

---

**Step 70:** Don't miss the People's Door. It was created in 2011 and depicts Bute Park's rich history.

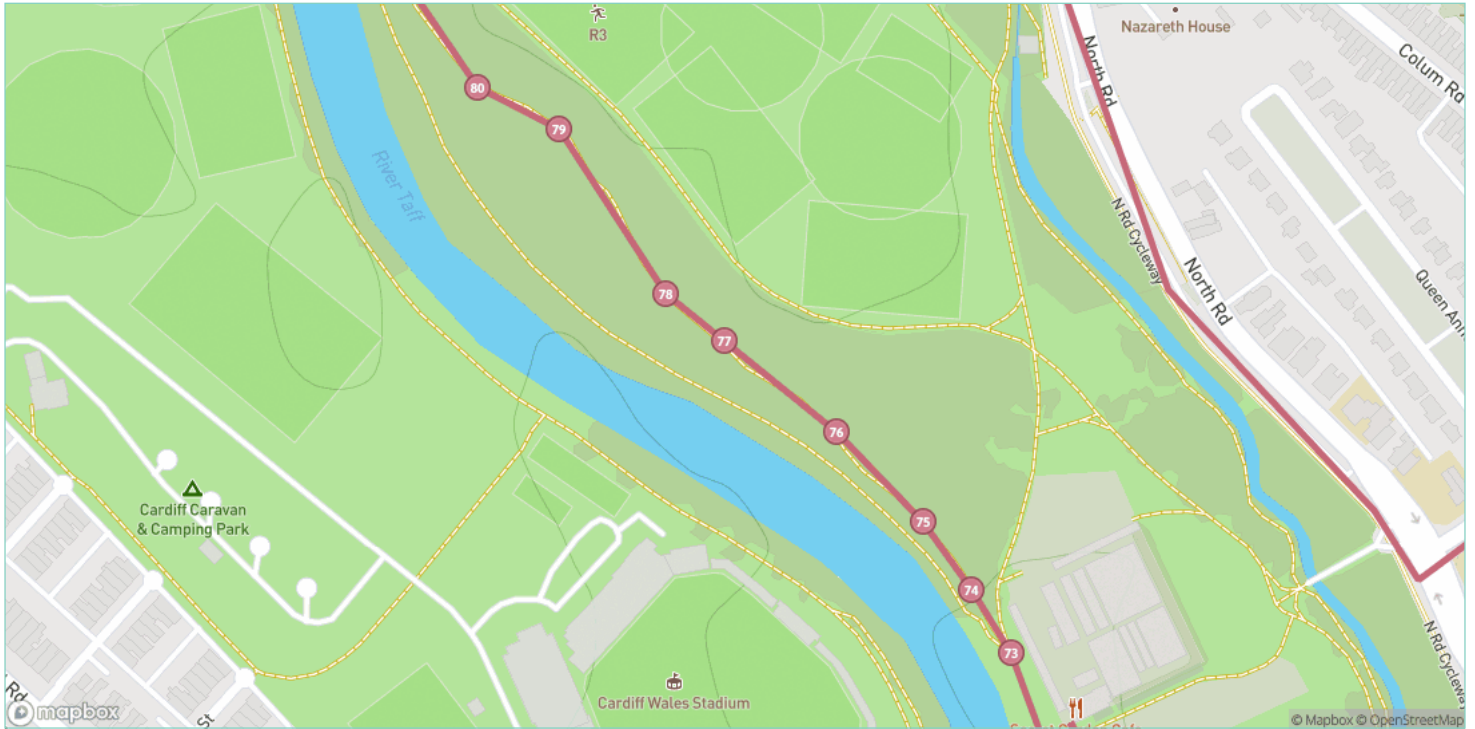
---

**Step 71:** One panel depicts a ducking stool erected near Cardiff Bridge in 1739, where women deemed "obnoxious" were dunked in the river.

---

**Step 72:** When you're ready, exit the cafe. Head to the path with the cafe on your right and river on your left.

---



**Step 73:** At the upcoming forked paths take the left of the two central paths. We're going off-road again.

**Step 74:** Welcome to the Blackweir Woodland Walk.

**Step 75:** Make sure you follow the on-site signs as the upper path suffers from river erosion.

**Step 76:** Blackweir Woods is a designated Site of Interest for Nature Conservation. It's a rare ancient woodland right in the heart of Cardiff.

**Step 77:** Continue ahead. This area also gets quite muddy in wet weather.

**Step 78:** Keep your eyes peeled for wood anemones, wild garlic and bluebells. All signs this woodland has been here for centuries!

**Step 79:** Follow the footpath as it bears left.

**Step 80:** Wind through the trees, enjoy the dappled light as you go.



**Step 81:** What signs of the season can you enjoy with all of your senses?

---

**Step 82:** Watch out for the tree roots as you continue ahead.

---

**Step 83:** Keep to the well-trodden paths.

---

**Step 84:** Bear left and then right to walk along the path closest to the river.

---

**Step 85:** Can you find any moss to touch?

---

**Step 86:** Perhaps you can smell or see the wild garlic in spring?

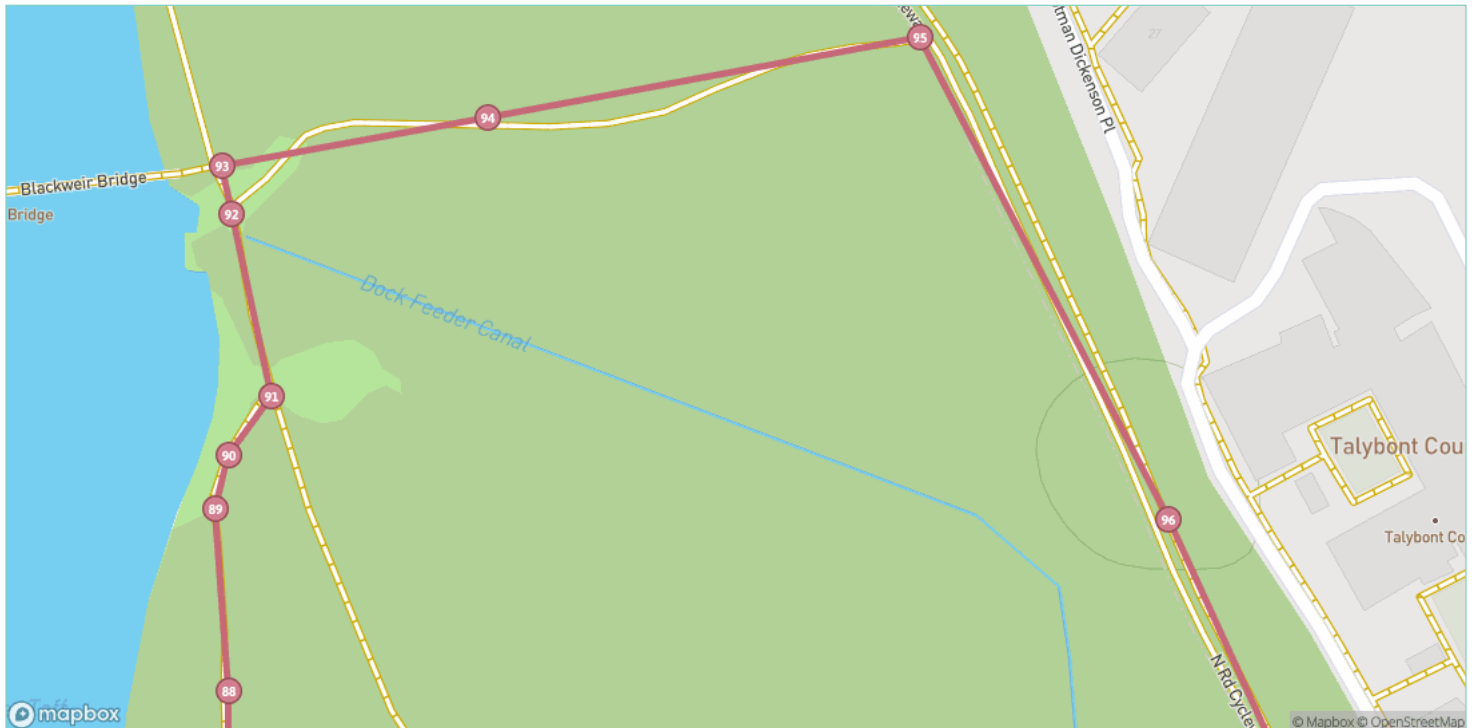
---

**Step 87:** Wood anemones carpet the woodland floor in spring. Try and spot their delicate five petals and feathery leaves.

---

**Step 88:** Continue ahead towards the bridge.

---



**Step 89:** There's a perfectly placed bench here. On our visit we saw a heron and a cormorant.

**Step 90:** The weir dates from 1834, built to supply water to Cardiff's docks but there's been a weir here since the 12th century.

**Step 91:** Make your way back to the main path and turn left.

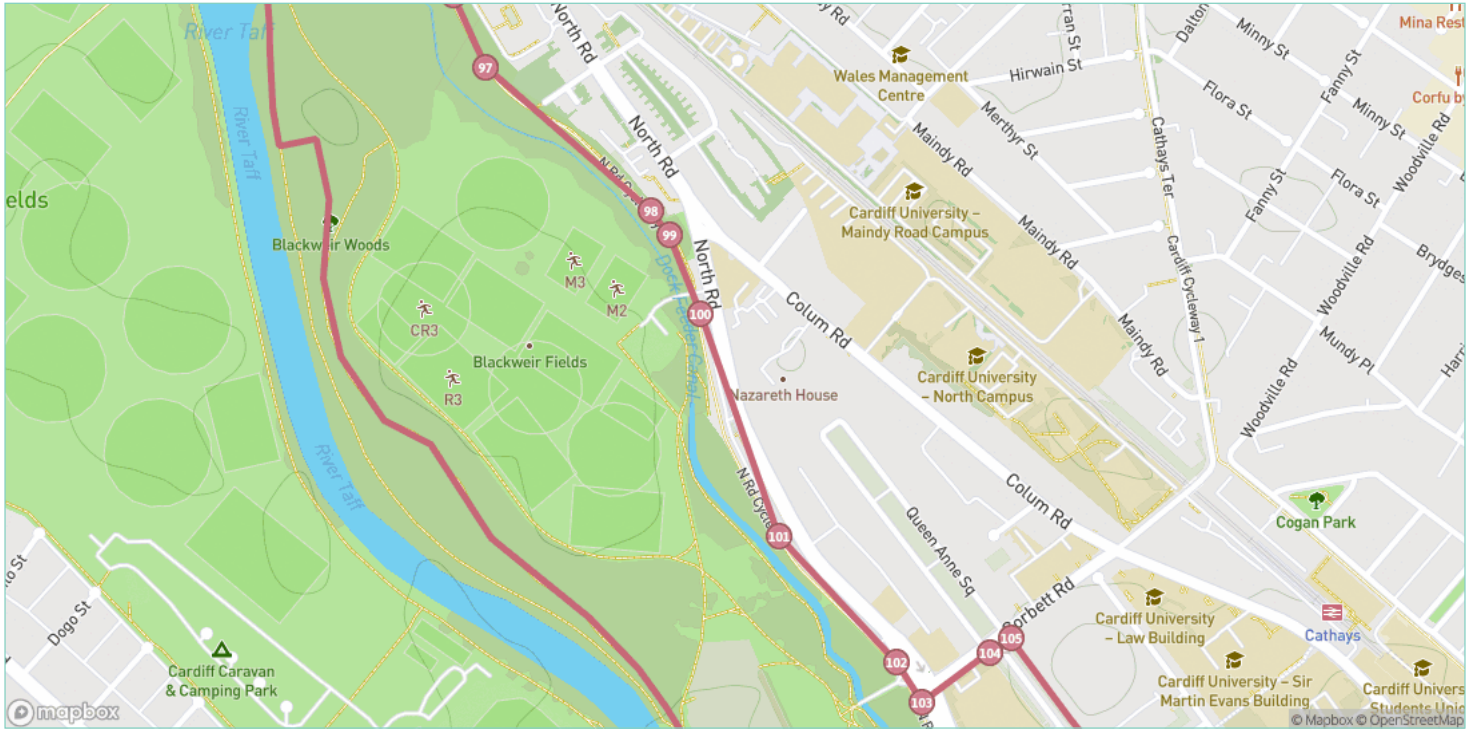
**Step 92:** Continue straight ahead and cross over the small bridge.

**Step 93:** Turn right and take the most right hand path and continue ahead.

**Step 94:** Walk under the canopy of trees.

**Step 95:** Turn right at the end and head onto the pavement.

**Step 96:** We've left Bute Park now. Continue ahead.



**Step 97:** Don't miss whatever spring blooms or summer and autumn leaves you can see or hear.

**Step 98:** If you need a pub rest stop, the Blackweir Tavern is on your left.

**Step 99:** Continue ahead on the pavement as we walk alongside North Road.

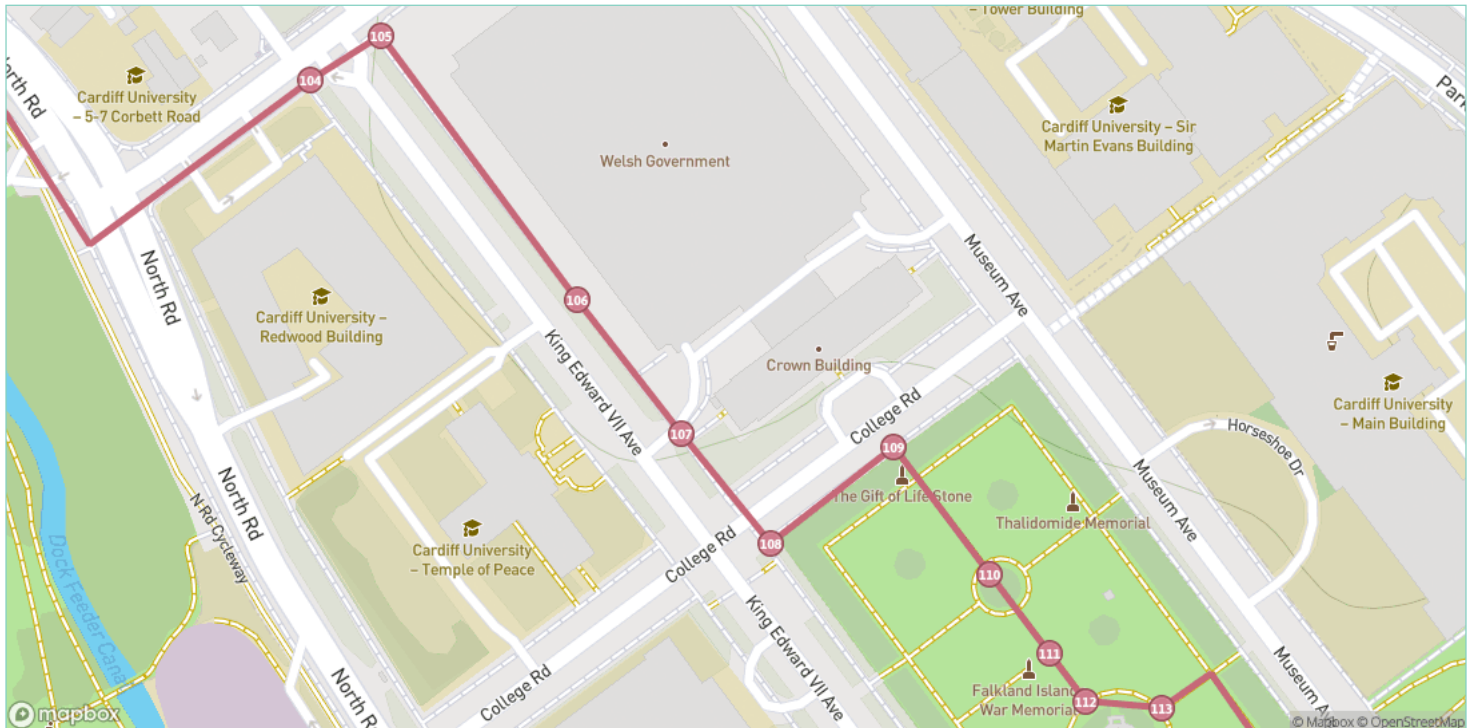
**Step 100:** It's nice to be slightly away from the road.

**Step 101:** Continue ahead. We're only on this footway for a short while longer.

**Step 102:** Continue to the second pedestrian crossing.

**Step 103:** Cross over North Road and continue straight ahead up Corbett Road.

**Step 104:** At King Edward VII Avenue, cross over and turn right on the other side.



**Step 105:** On your left is the Welsh Government's HQ and home to the civil servants.

**Step 106:** Can you spot any pretty blossom along here today?

**Step 107:** Cross over College Road and turn left on the other side.

**Step 108:** With the bush on your right, continue ahead towards the park entrance.

**Step 109:** Turn right into Alexandra Gardens and onto a path lined with cherry trees.

**Step 110:** Laid out in 1903 and renamed in honour of Queen Alexandra in 1910, these formal gardens are the green heart of Cardiff's Civic Centre.


**Step 111:** We recommend wandering as you wish! We just need to exit at the other end.

**Step 112:** The Welsh National War Memorial was unveiled in 1928 by the Prince of Wales, commemorating Welsh servicemen who died in WWI.



**Step 113:** Follow whatever path takes your fancy.

**Step 114:** Look out for birds, squirrels and insects darting between trees, shrubs and flowers.

**Step 115:** Why not sit on one of the many benches and enjoy the views. You could even listen to a blossom meditation if you like? Tap 'Read More' below. 

### Take a breather in blossom

Take a seat on a bench or sit on the grass and enjoy a little breather amidst the blossom. Grab your headphones and try this short guided 5 minute blossom meditation.

If you've never tried meditation before, this is the perfect way to start. Adding just 5 minutes of mindfulness to your day can help slow things down and boost your mood.

### Blossom Meditation

<https://www.youtube.com/watch?feature=shared&v=fKmb7a4YNEU>

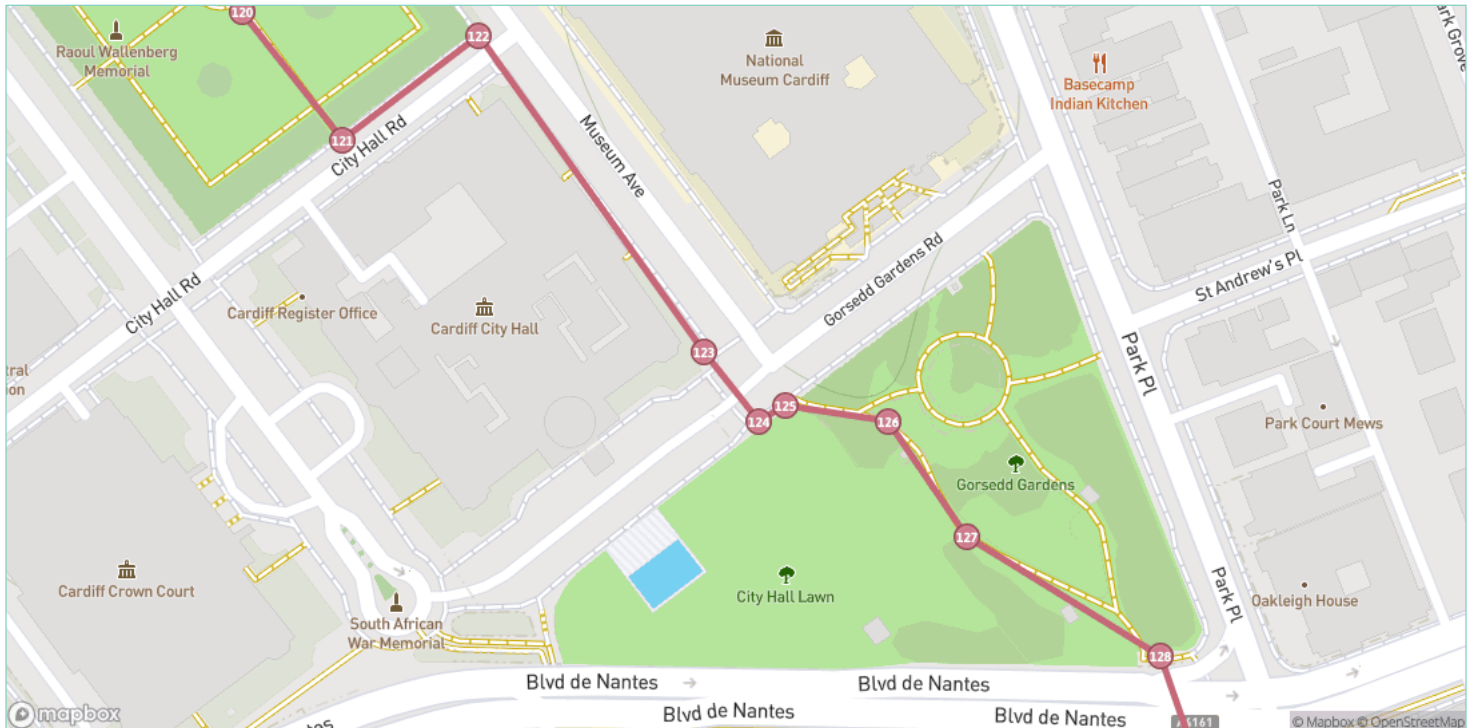
**Step 116:** Admire Cardiff City Hall framed by the trees.

**Step 117:** The pink and white blooms are stunning against the grand stone civic buildings.

**Step 118:** Continue wandering around the park.

**Step 119:** When you're ready make your way to the exit on the opposite side to where you entered.

**Step 120:** Exit onto City Hall Road and turn left.



**Step 121:** Continue towards Museum Road just up ahead and then get ready to cross on the right.

**Step 122:** Cross over City Road. on the right to walk down Museum Avenue.

**Step 123:** At the end, cross over Gorsedd Gardens and turn left.

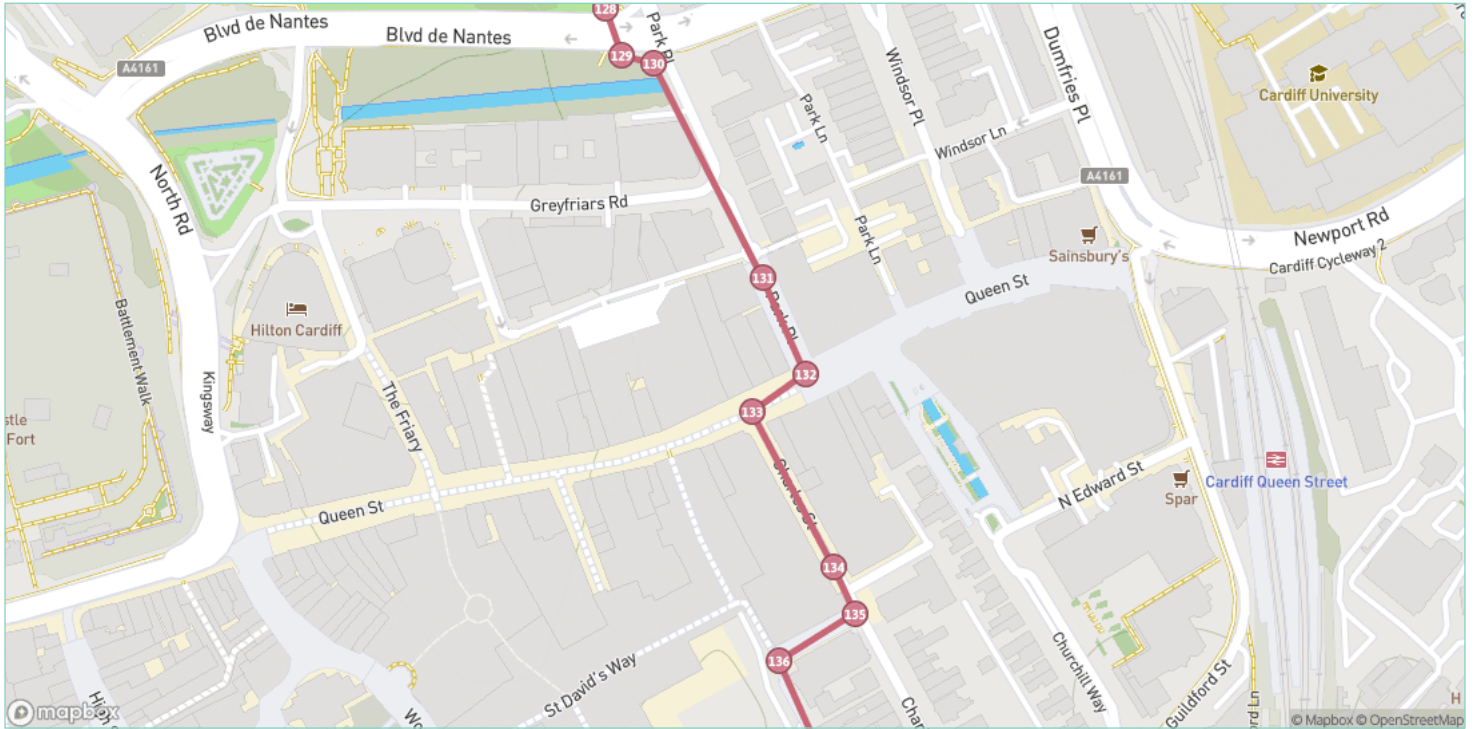
**Step 124:** The National Museum is to your left.

**Step 125:** Bear right to enter Gorsedd Gardens.

**Step 126:** Bear right to walk through the gardens.

**Step 127:** Keep to the path.

**Step 128:** Make your way towards the pedestrian crossing on Boulevard de Nantes.



**Step 129:** Turn left then immediately right on the other side.

**Step 130:** Continue down Park Place, passing the New Theatre as you go.

**Step 131:** Park Place becomes pedestrianised here.

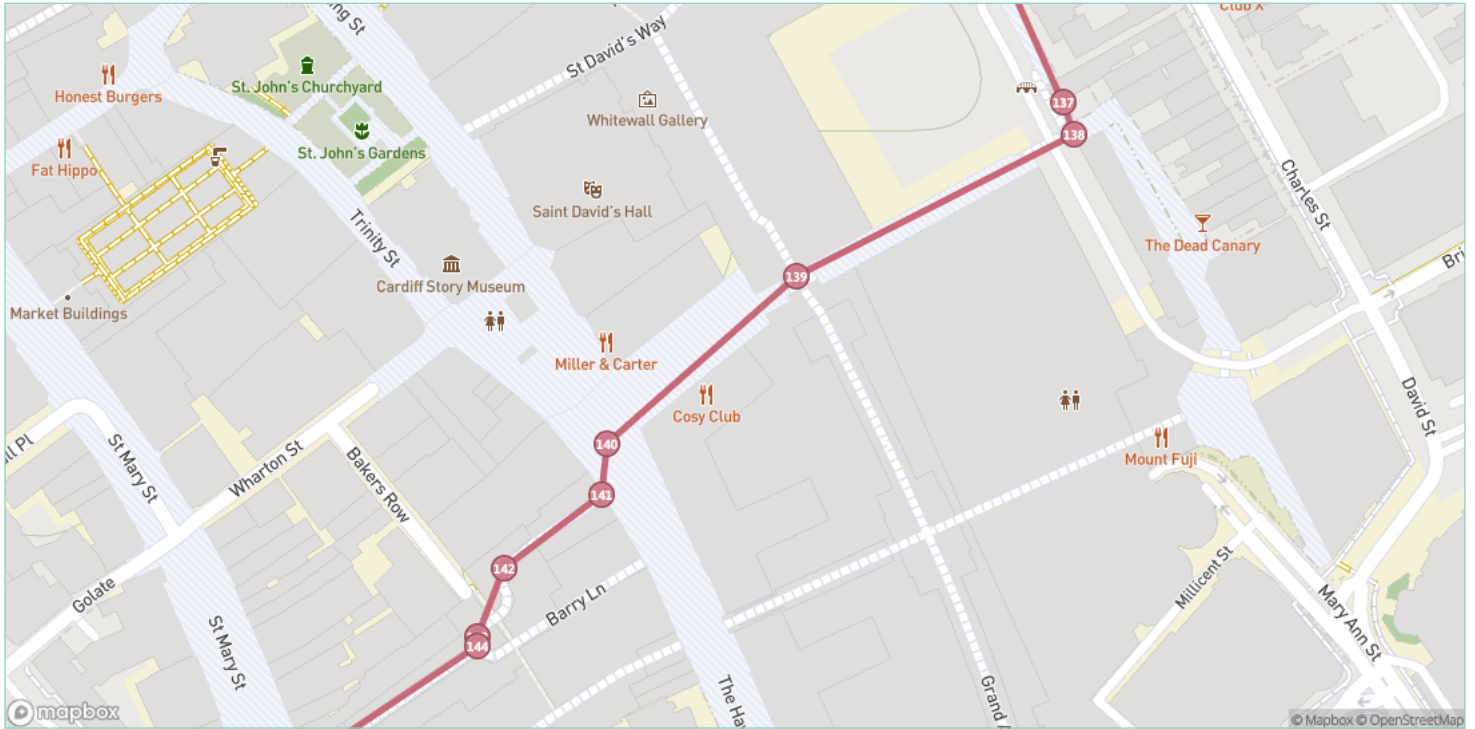
**Step 132:** Turn right at Queen Street.

**Step 133:** Take the next left down Charles St. which is lined with cherry trees.

**Step 134:** Continue to the end and keep on the right side of the road.

**Step 135:** Turn right onto Cathedral Walk. We are slowly looping back to the station now.

**Step 136:** Turn left at the end. Walk past the beautiful seaside mural.



**Step 137:** The street art is epic!

---

**Step 138:** Turn right to walk through the underpass.

---

**Step 139:** Continue ahead towards Hill Street.

---

**Step 140:** On the opposite side of the street, look left for this entrance to an arcade.

---

**Step 141:** Continue walking through Morgan Arcade.

---

**Step 142:** Built in 1896 to connect two David Morgan department stores, it's now the best preserved of Cardiff's Victorian arcades.

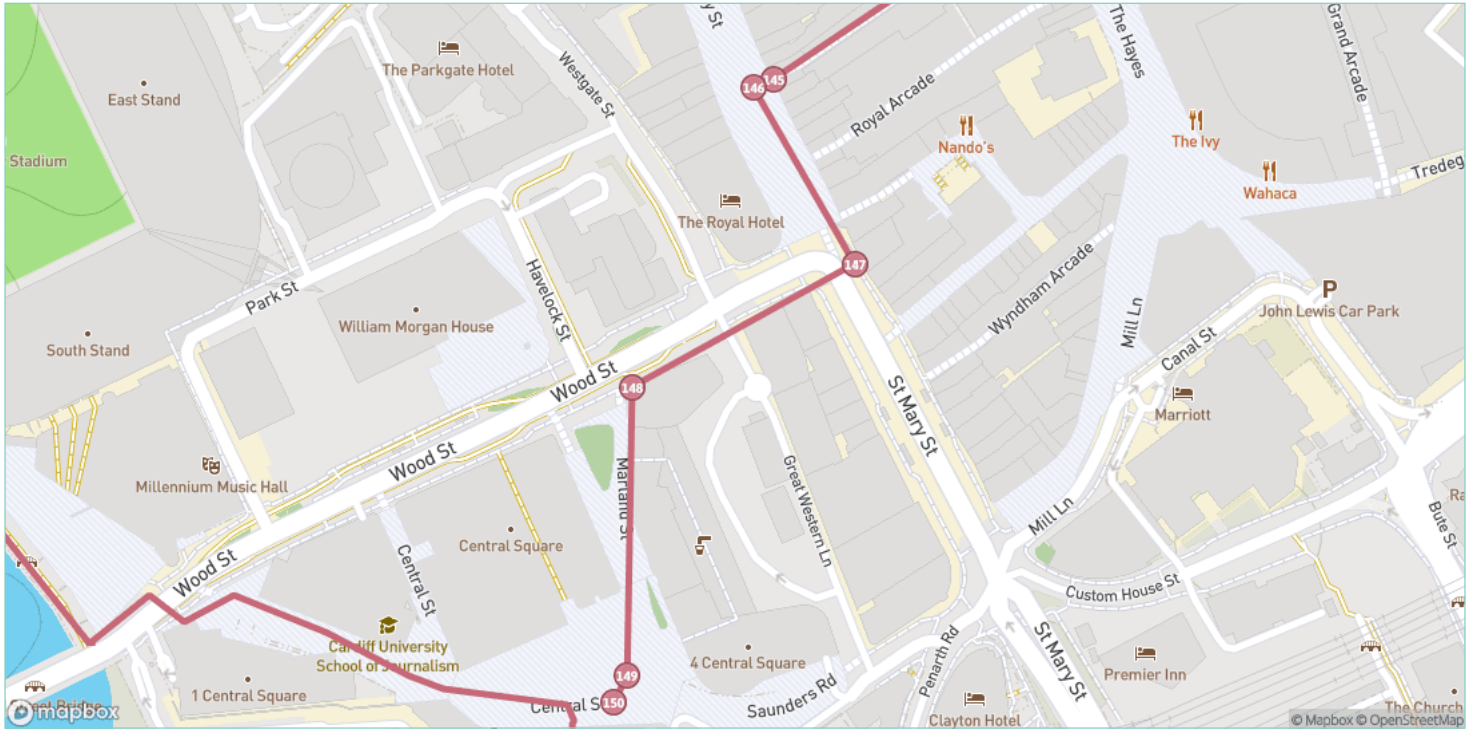
---

**Step 143:** Spillers Records to the left of the arcade dates back to 1884, making it the oldest record shop in the world.

---

**Step 144:** Continue through to the end of the arcade but do look up at the beautiful curved glass ceiling as you go.

---



**Step 145:** Exit Morgan Arcade and turn left onto St Mary Street.

---

**Step 146:** Continue down St Mary Street.

---

**Step 147:** Use the pedestrian crossing on your right to continue up Wood Street.

---

**Step 148:** Cross over the side roads carefully.

---

**Step 149:** Turn left down Maryland Street and Cardiff Central Station is right ahead of you.

---

**Step 150:** We hope you enjoyed this circular walk around some blooming-wonderful blossom spots in Cardiff. Tap the 3 dots below to share with friends if you did or discover more walks in-app.

---