



Littlethorpe to Whetstone Circular

Enjoy this short, easy stroll along the River Soar, passing old railway bridges as you go.

Distance 2.9 kilometers / 1.8 miles

Duration 45 minutes



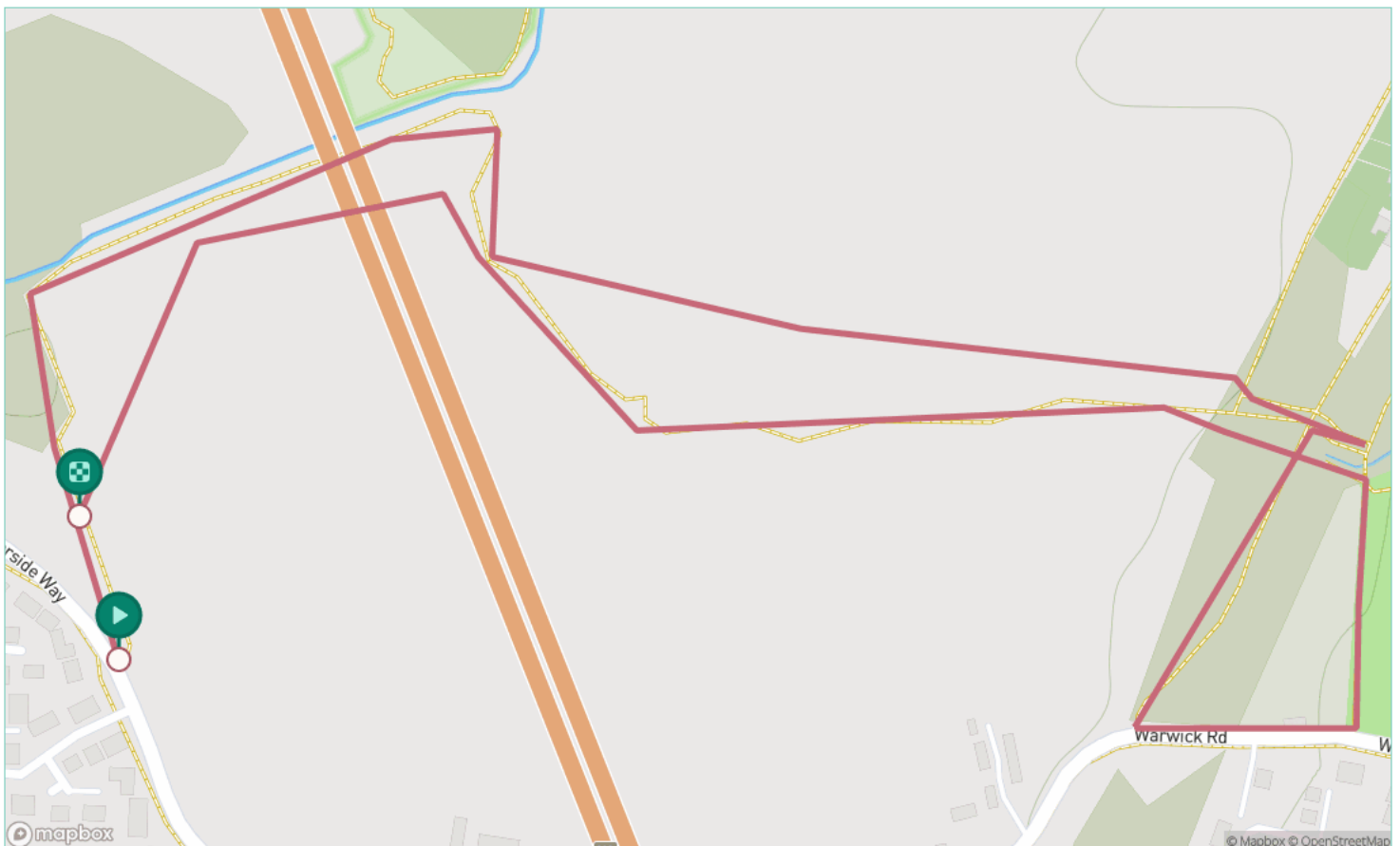
Wildlife



Water feature

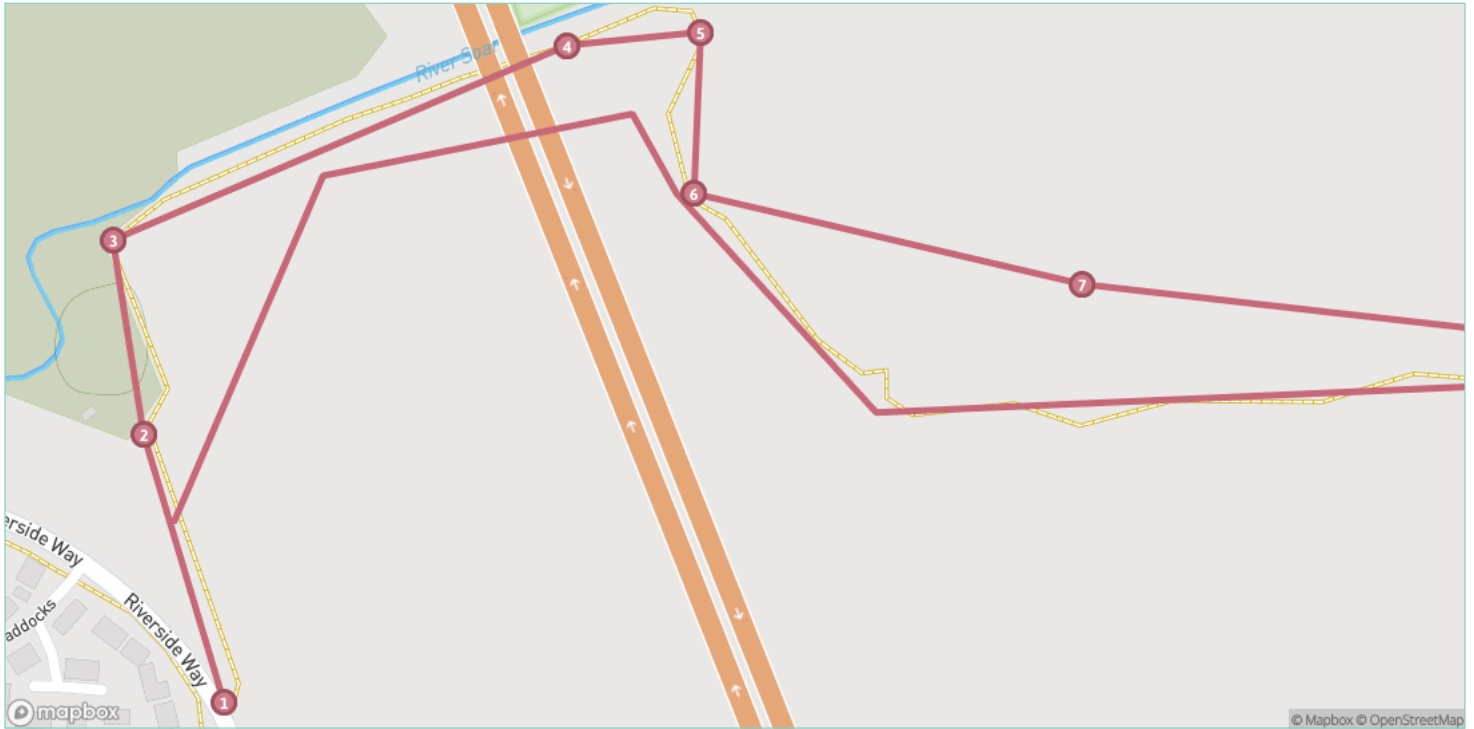


Botanics



Disclaimer: Directions are provided as guidance only. Weather, construction, closures or other factors may affect routes. Please take care when crossing roads and avoid private land. Always follow local signage and use common sense.

Created by Go Jauntly Ltd © 2024. Last Updated: 24 May 2022.



Step 1: Start on riverside way in Littlethorpe by the public footpath sign.

Step 2: Follow the yellow markers over the small wooden bridge and follow the path alongside the River Soar. The river should be on your left side.

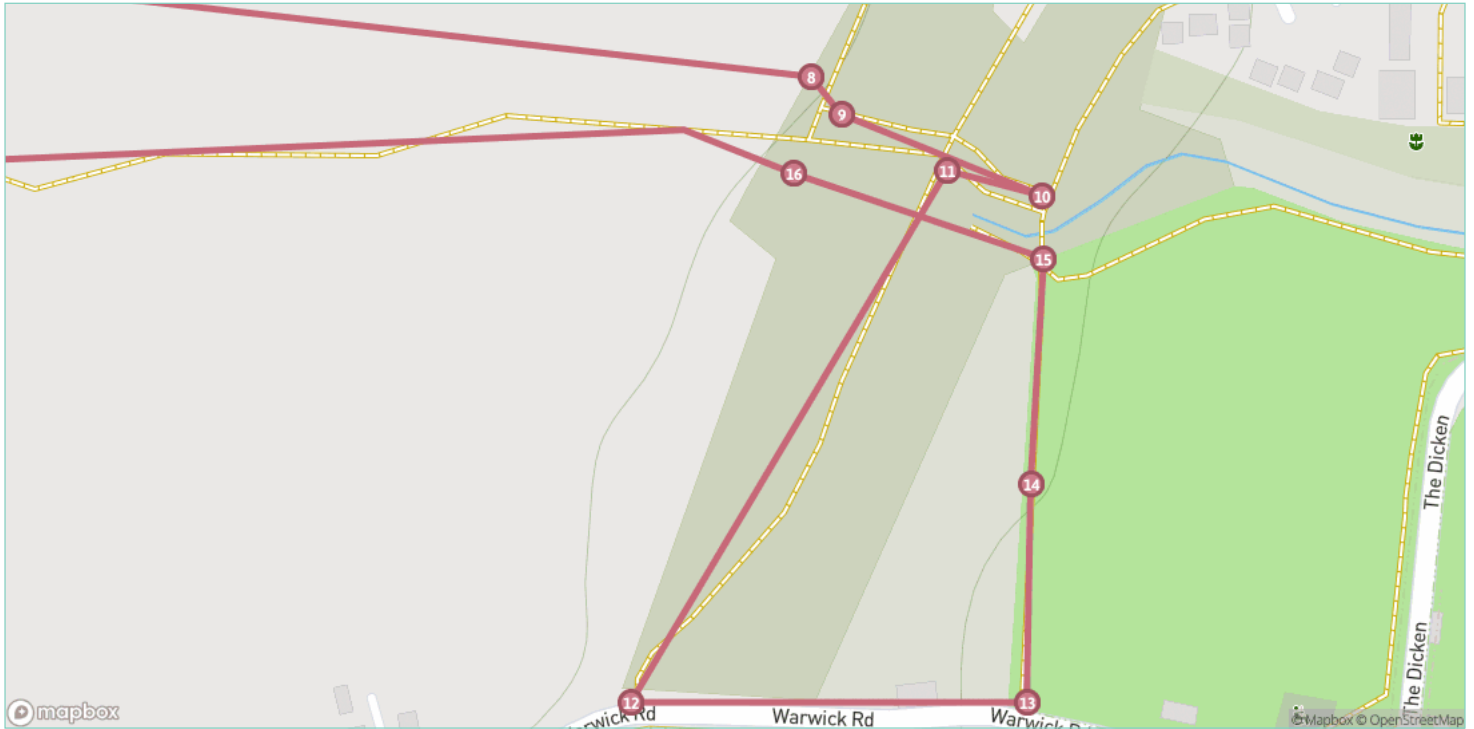
Step 3: Follow the yellow post over a bridge and through the double gate, continue under the motorway bridge.

Step 4: After the motorway bridge, the path splits in half. Take the grass path on the left and continue straight.

Step 5: Follow the path round by the river until you reach the concrete bridge. Keep a look out for any wildlife in this area, especially in the spring and summer!

Step 6: Turn right over the concrete bridge, crossing the river and then turn right again onto the grass path.

Step 7: Follow the path straight along the edge of the field, a Brook should be on your right hand side.



Step 8: Exit the field through the gap between the fence and hedge and turn right onto the track.

Step 9: Turn right again and walk under the old railway bridge following the yellow arrow.

Step 10: Turn left and head up the steps onto Whetstone Way.

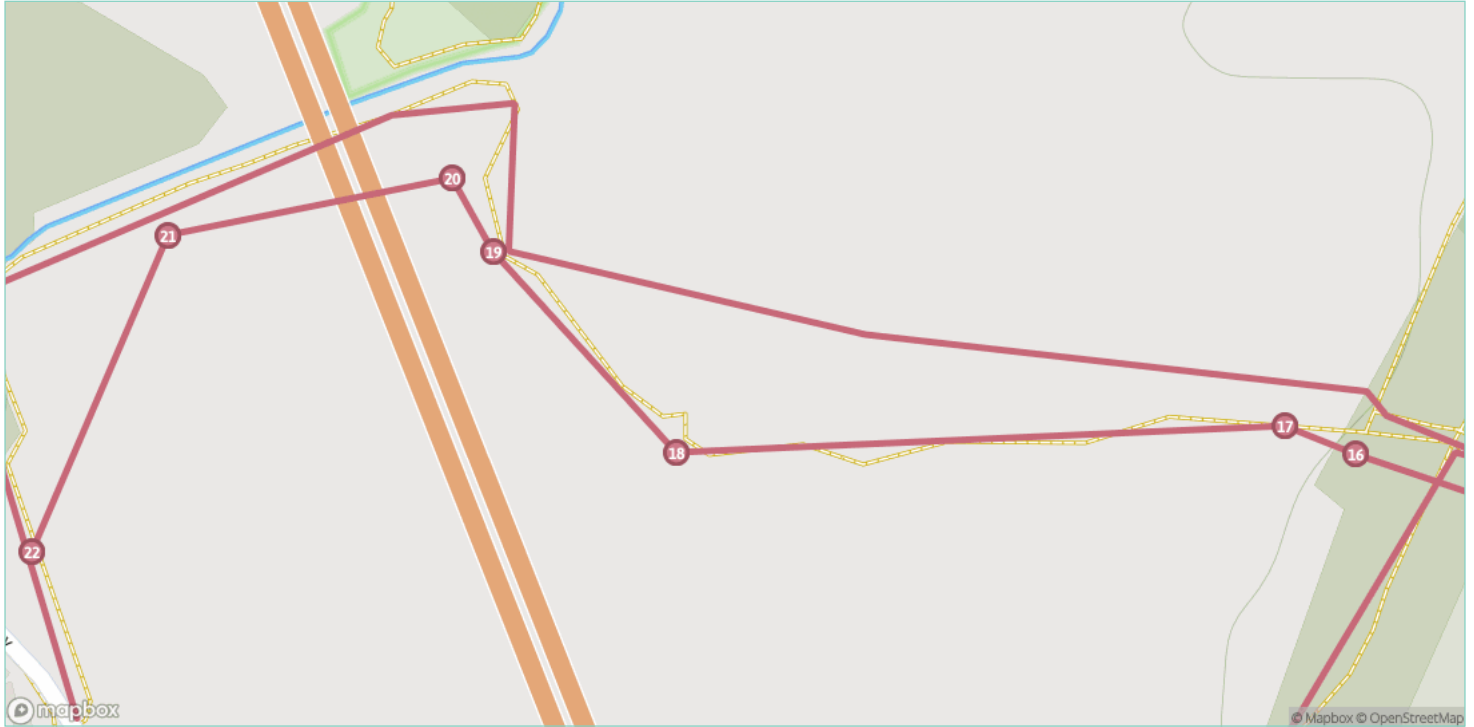
Step 11: Turn left onto Whetstone Way and follow the path until you reach Warwick Road.

Step 12: Leave Whetstone Way through the gate and cross the road, turn left and continue along the pavement.

Step 13: Cross the road and go through the metal gate into Whetstone Park.

Step 14: Continue along the gravel path through the park, here you can use the outdoor gym equipment or stop for a break on one of the benches.

Step 15: Go through the green metal gate exiting the park and continue straight back under the old railway bridge.



Step 16: Follow the yellow arrow straight ahead and continue onto the grass path.

Step 17: Continue through another gate into a field with horses, cross straight across the field.

Step 18: follow the path with the motorway on your left, a small brook will be on your right side.

Step 19: Take the right fork in the grass path and continue straight.

Step 20: You should now be back at the motorway bridge. Continue under the bridge and through the metal gate, following the yellow arrows.

Step 21: Follow the path towards the trees with the river on your right.

Step 22: Continue along the path until you reach the first gate, you have then completed the walk!
