



Library and Community Woodland

Explore a community woodland and walk along the beck to enjoy some local doses of nature.

Distance 3.4 kilometers / 2.1 miles

Duration 20 minutes

WC

Public loos



Public transport



Picnic spot

P

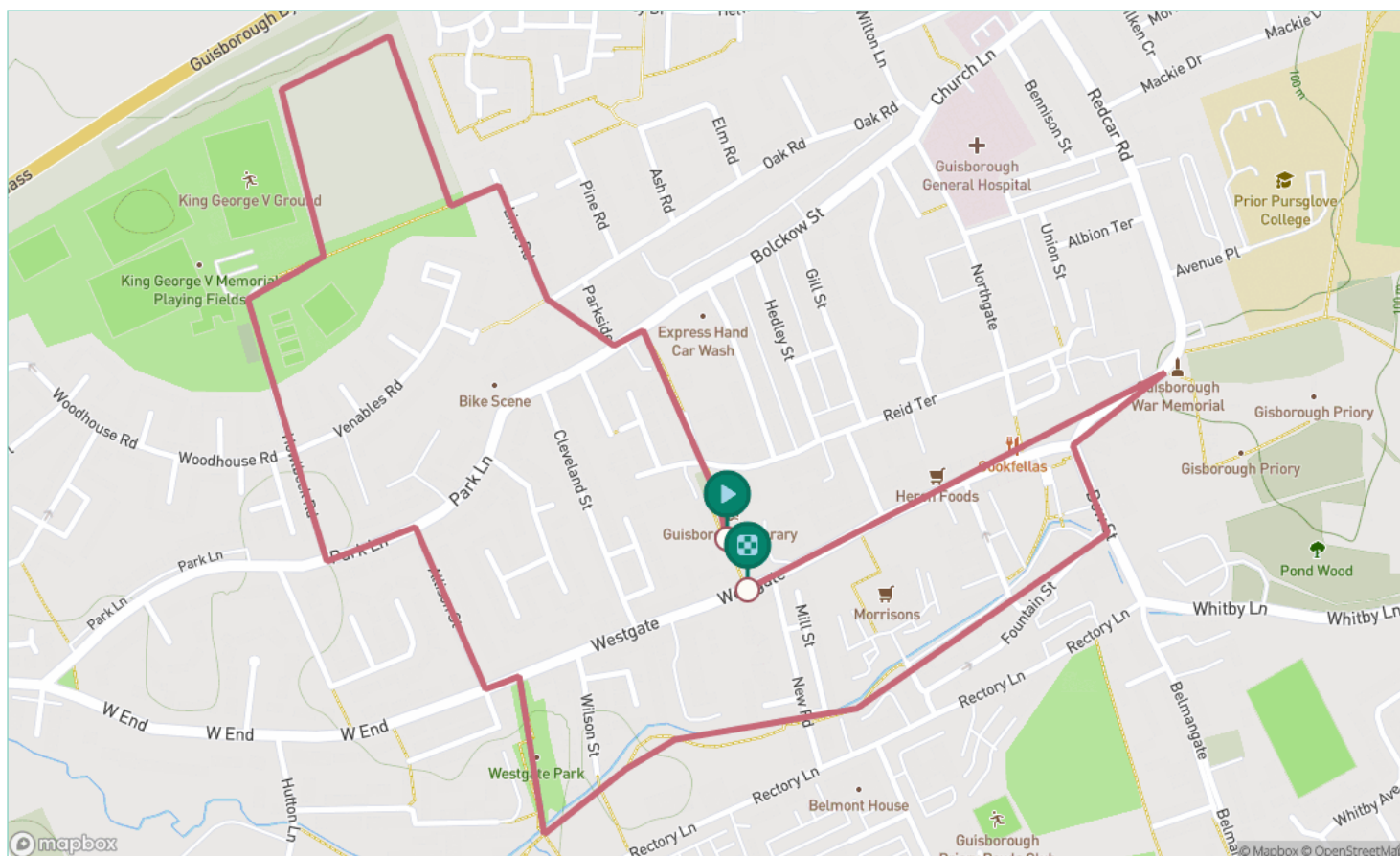
Parking



History

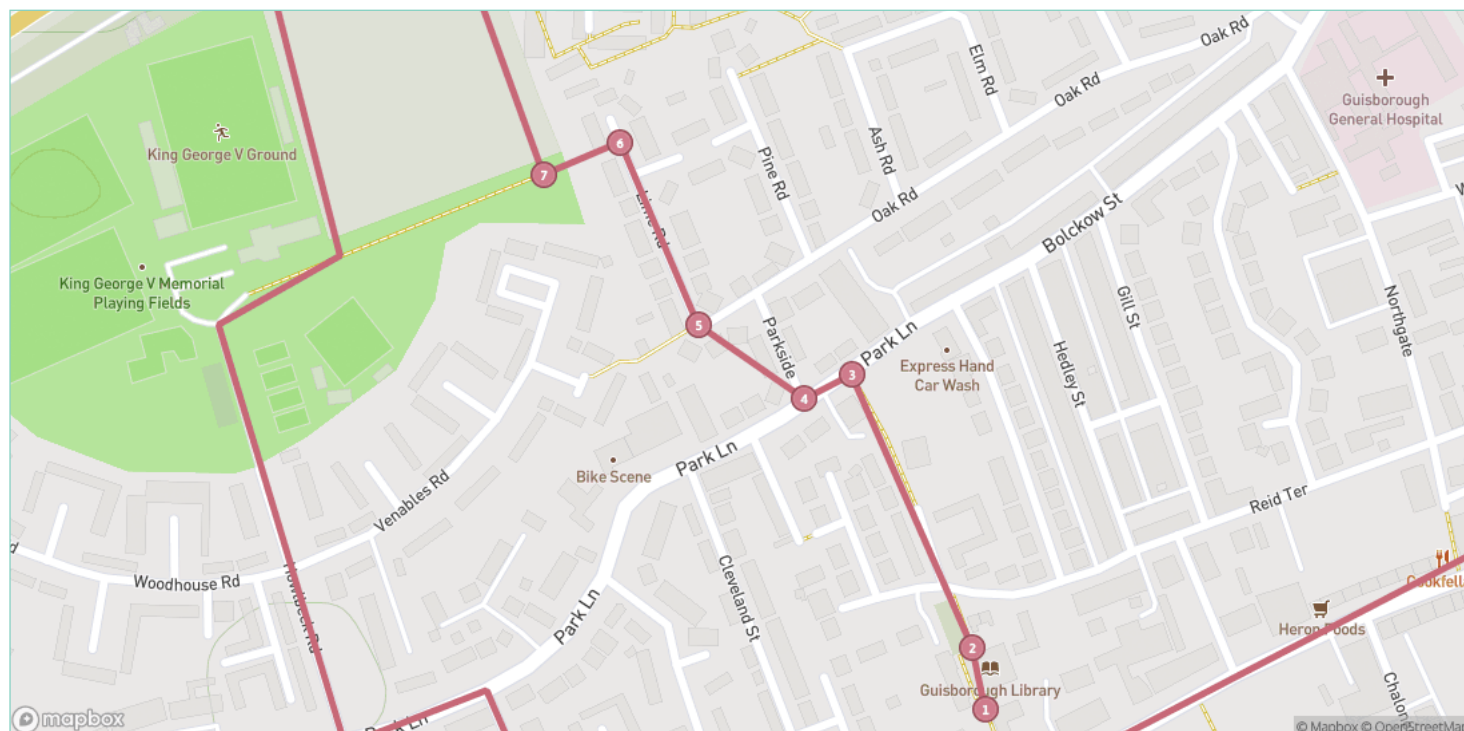


Child friendly



Disclaimer: Directions are provided as guidance only. Weather, construction, closures or other factors may affect routes. Please take care when crossing roads and avoid private land. Always follow local signage and use common sense.

Created by Go Jauntly Ltd © 2025. Last Updated: 11 September 2025.



Step 1: Start at the Guisborough library on Westgate. Head round to the back via the footpath.

Step 2: Continue on this path with a hedge on the left and a wooden fence to the right.

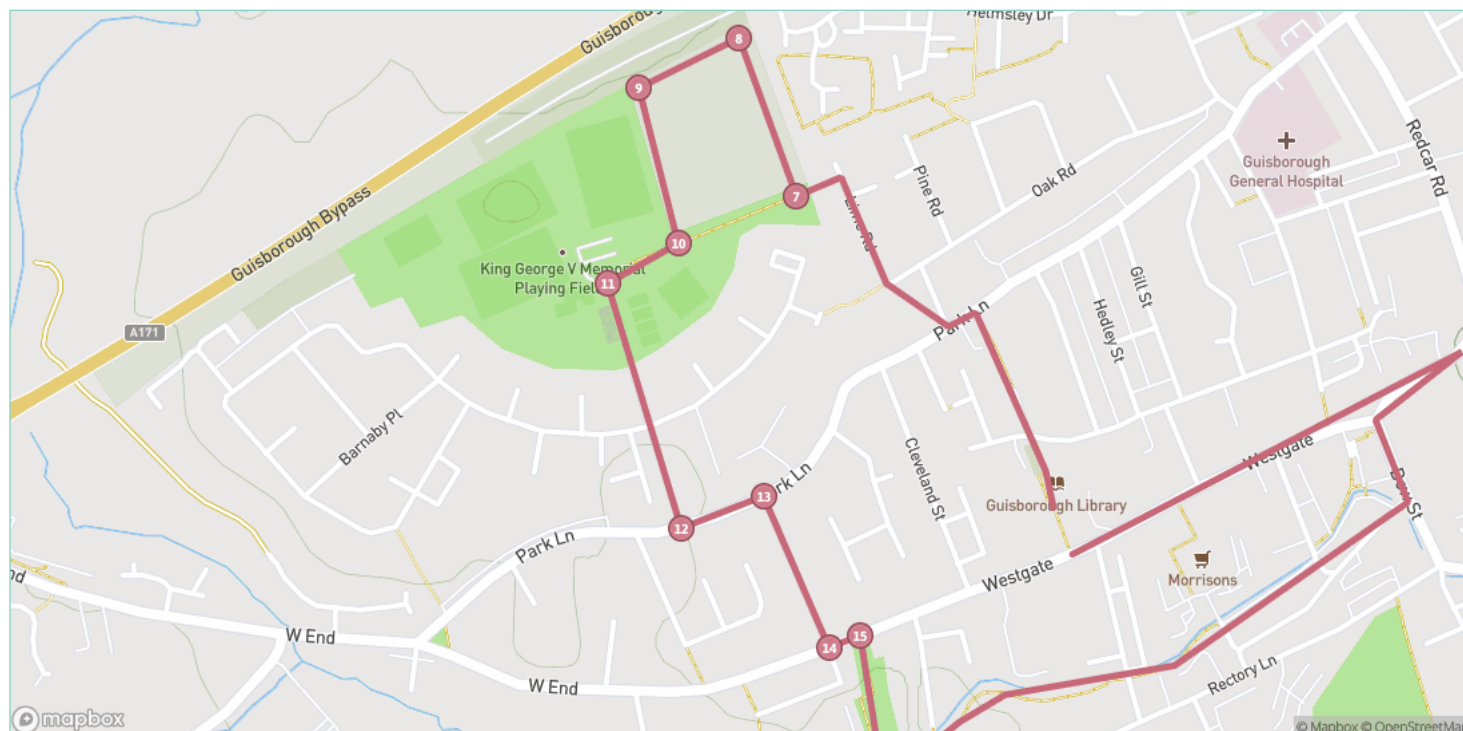
Step 3: Cross Upper Garth Gardens and continue ahead as the road becomes a footpath. Turn left here onto the pavement of Park Lane.

Step 4: Turn right onto Parkside then left onto Oak Road.

Step 5: Follow the right bend in the road.

Step 6: Turn left here on the narrow footpath between housing.

Step 7: Turn right into the community woodland on this first path. We'll be doing an incomplete anti-clockwise loop through the woods.



Step 8: Turn left

Step 9: Continue round the park and enjoy the scenery

Step 10: Turn right as you emerge from the woods, passing car parks for the sports areas.

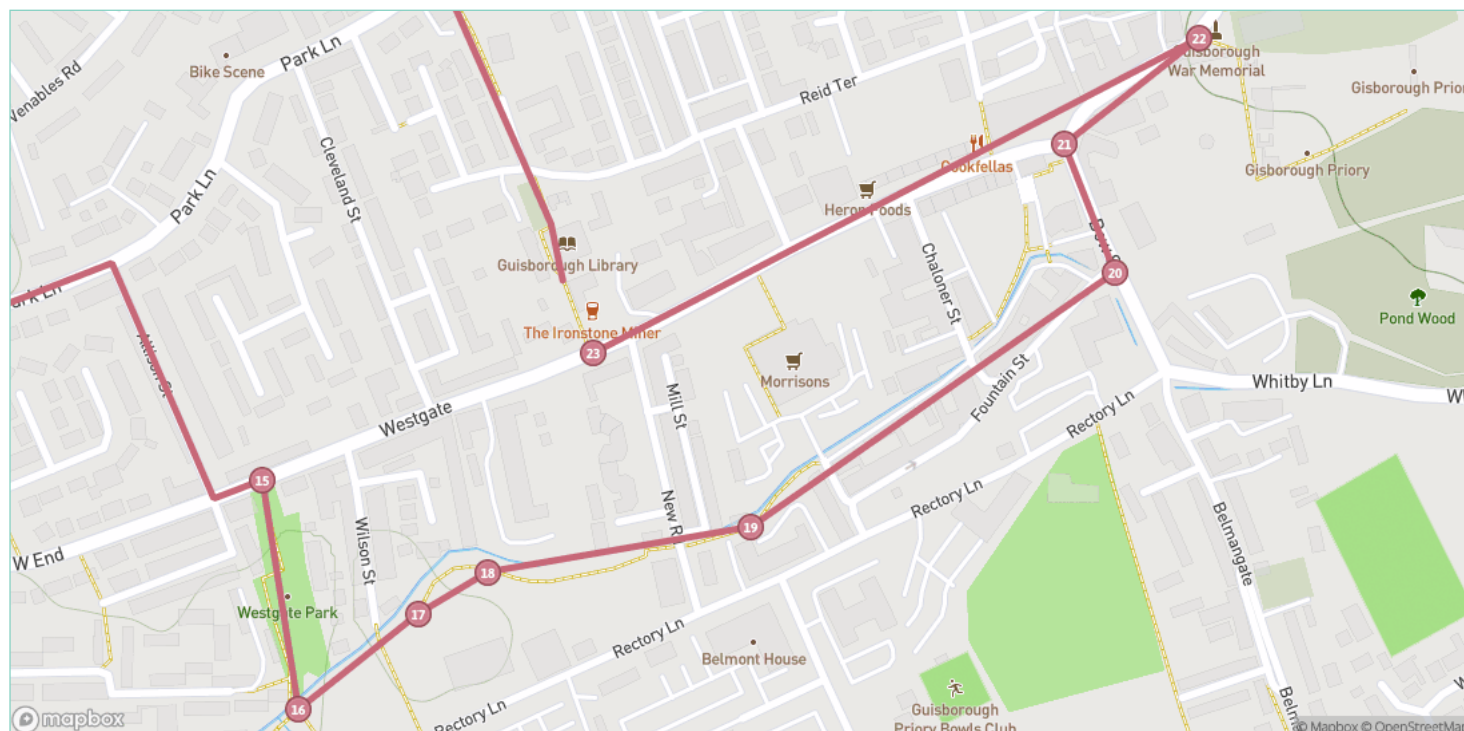
Step 11: Turn left again here to keep walking back to the town, following the signs. There will be a playground on your right.

Step 12: Continue walking straight to get to Park Lane then turn left onto it.

Step 13: Turn right onto Allison Street.

Step 14: Walk along Allison Street to Westgate and turn left.

Step 15: Continue for a few steps and cross the road to reach Westgate Park on the right. Walk through the gate.



Step 16: Walk through Westgate Park and turn left after crossing the beck to walk along the edge of the trees.

Step 23: Head back on Westgate and you'll soon be back at the library to finish your loop ❤️. We hope you enjoyed the walk.

Step 17: Continue walking alongside the river.

Step 18: Continue along the river.

Step 19: Continue along the river until you reach Bow Street.

Step 20: Turn left on Bow Street.

Step 21: At the junction with Westgate you can turn right to view the Priory or turn left to head straight back to the library.

Step 22: The ruins of the Priory can be found using the oath just next to the war memorial here.