



## The Bank to Chopwell wood

A pleasant and relaxing loop from the Bank Cafe in Chopwell through the forest.

**Distance** 4.5 kilometers / 2.8 miles

**Duration** 1 hour and 20 minutes



Wildlife



History



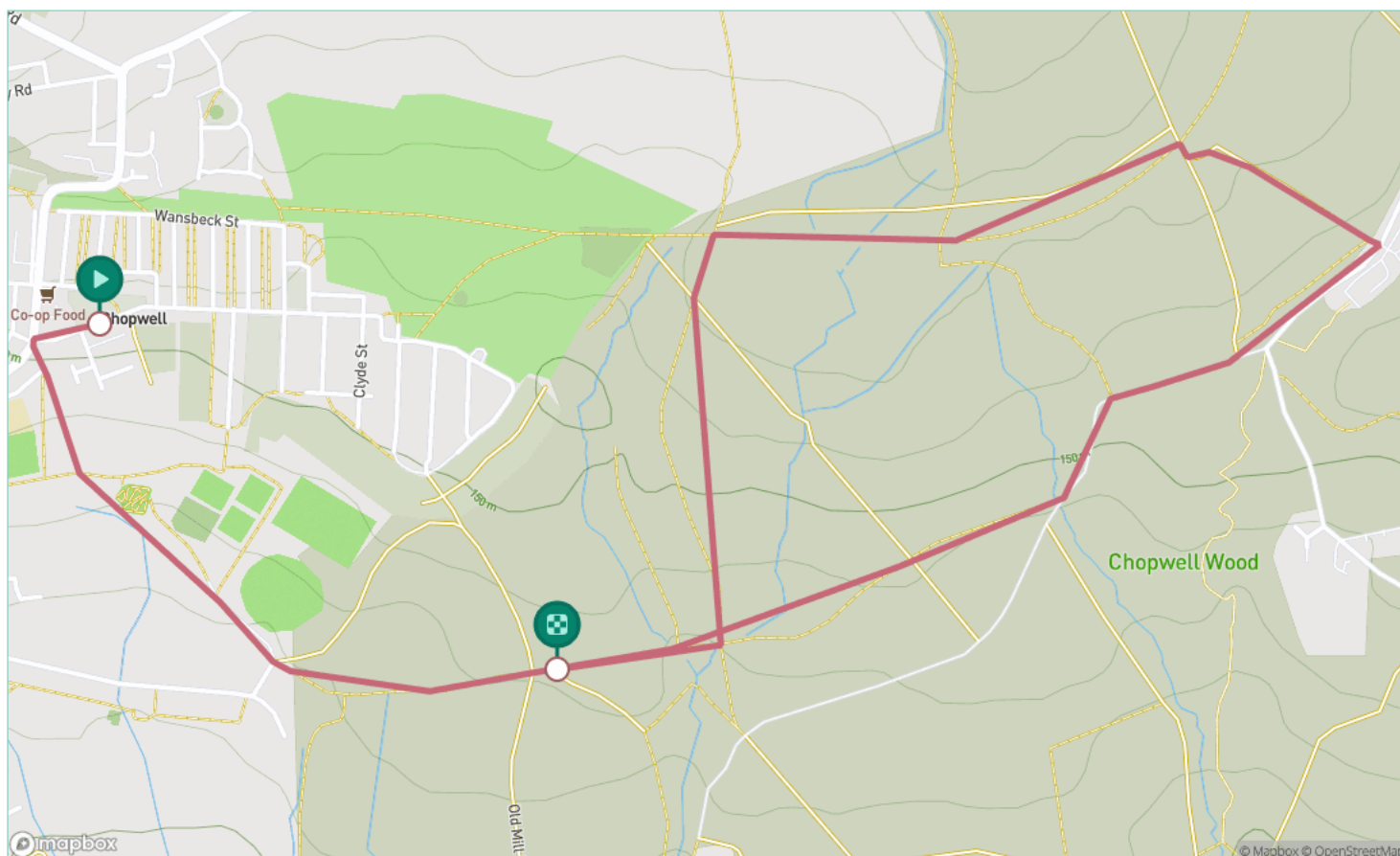
Dog friendly

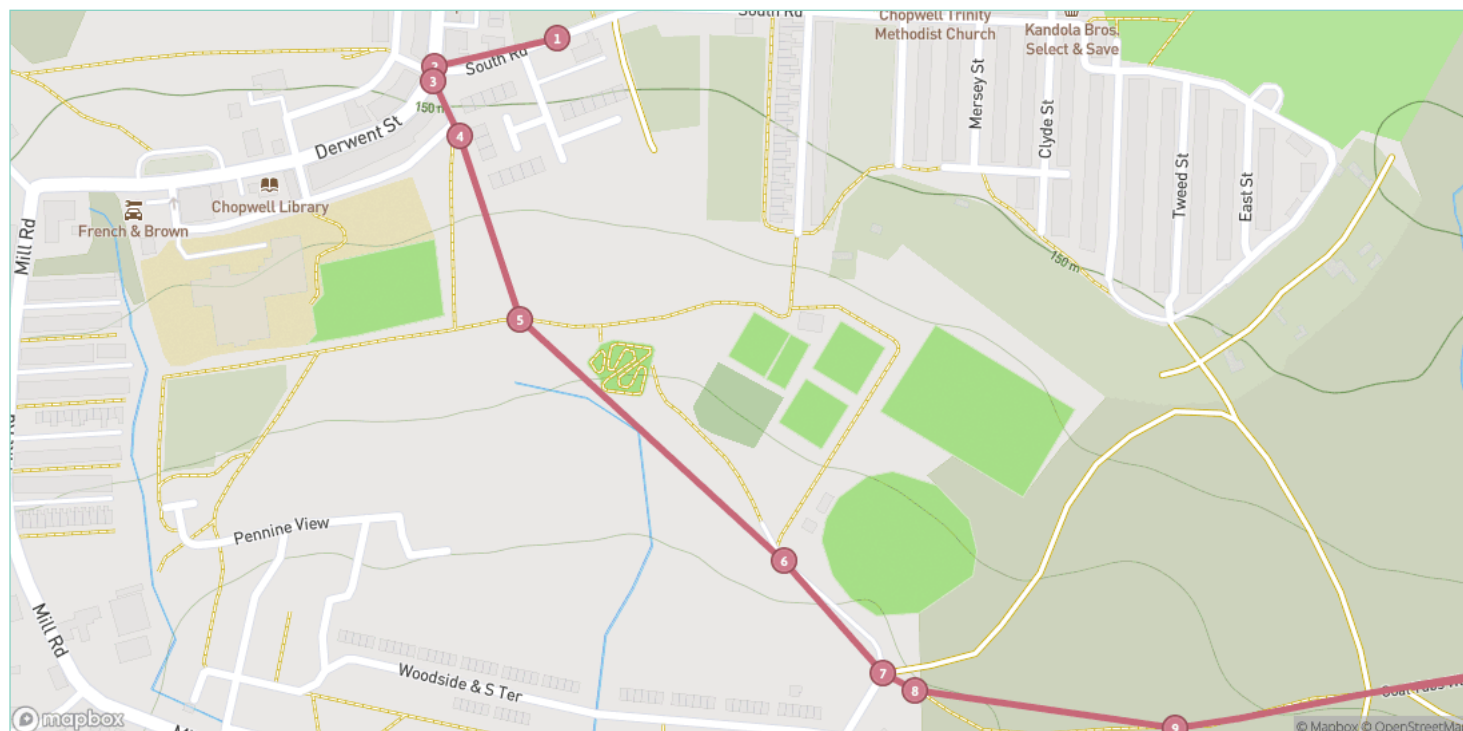


Child friendly



Botanics





**Step 1:** You can reach the bank by public transport by getting the 47 bus and getting off at Derwent street near the GP.

**Step 2:** Begin your walk at the friendly The Bank cafe on Derwent Street.

**Step 3:** By the junction with South Rd, head towards the black sign. Continue downhill following the public footpath sign. Note this has a drop kerb.

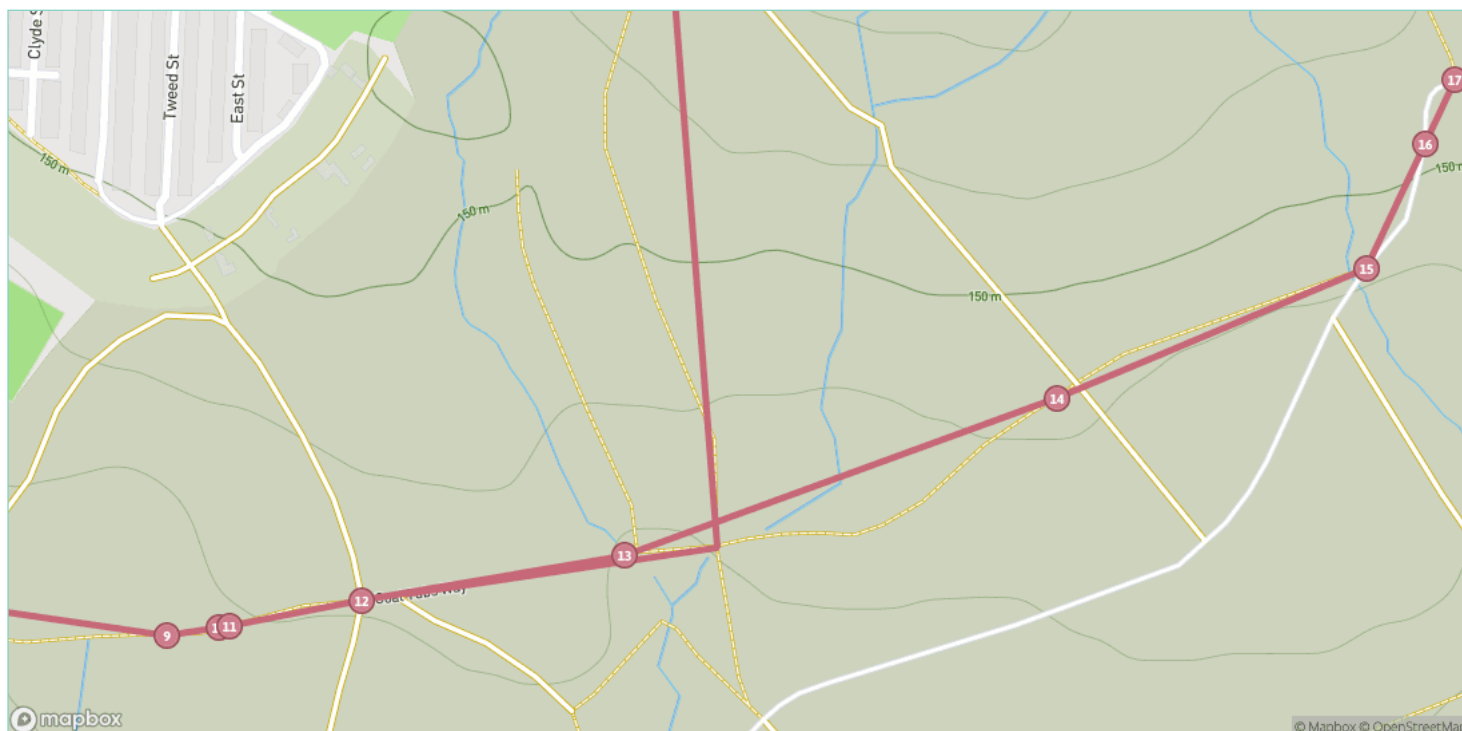
**Step 4:** Continue straight past the bin

**Step 5:** Continue left with the skate park on your right. Then follow the path around the skate park to continue.

**Step 6:** Continue straight to head to the wood.

**Step 7:** Continue into the forest and through the gate. No drop down kerb so not suitable for wheelchair users and will be off road from here.

**Step 8:** Continue right past the sign to head into the woods



**Step 9:** Continue gently uphill.

**Step 10:** Follow boundary path straight on.

**Step 11:** Notice the runway to carry coal on your right. Continue on straight after having a read of the information.

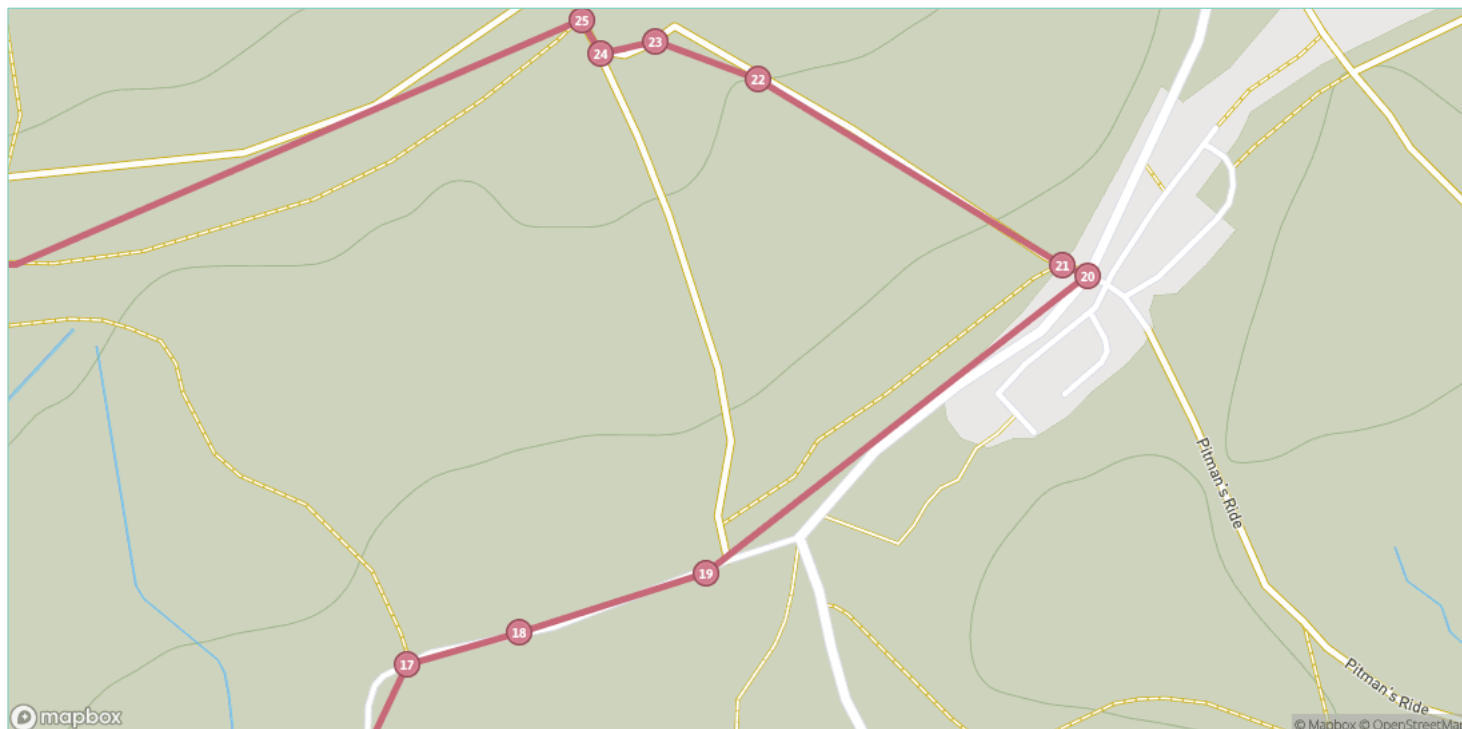
**Step 12:** Continue straight at the junction.

**Step 13:** Continue straight following the plain green arrow

**Step 14:** Continue straight at the junction.

**Step 15:** Continue left on the railway path along the road. Please be careful because cars can come down here. You'll be going uphill.

**Step 16:** Continue past dead oak tree and rest on bench if you need.



**Step 17:** Follow to the right to keep following the old railway path.

**Step 18:** Go straight. Look out for the signs on the path about the trees.

**Step 19:** Did you spot the wood carving?

**Step 20:** Continue towards car park and head left following the railway sign.

**Step 21:** Keep straight on to continue to follow the railway route.

**Step 22:** We're going to loop through the forest back towards The Bank. Keep straight on.

**Step 23:** Continue left until you get to the next set of signs.

**Step 24:** Turn right to check out the old wagon for coal.



**Step 25:** Follow the trail towards the left.

**Step 26:** Continue to follow the railway path.

**Step 27:** Continue left downhill to head back to the beginning.

**Step 28:** Now start to follow boundary walk again downhill via the green signs.

**Step 29:** Turn right downhill to head back to the beginning of the trail. Slight uphill

**Step 30:** If heading back to Chopwell or The Bank keep straight and retrace your steps. If heading to Blackhall Mill, go left.