



Gravesend Riverside Puzzle Hunt

A kid-friendly, accessible puzzle hunt around the riverside St Andrews Gardens in Gravesend. Lots of fun for the whole family!

Distance 0.4 kilometers / 0.2 miles

Duration 30 minutes



Wheel friendly



Water feature



Great views



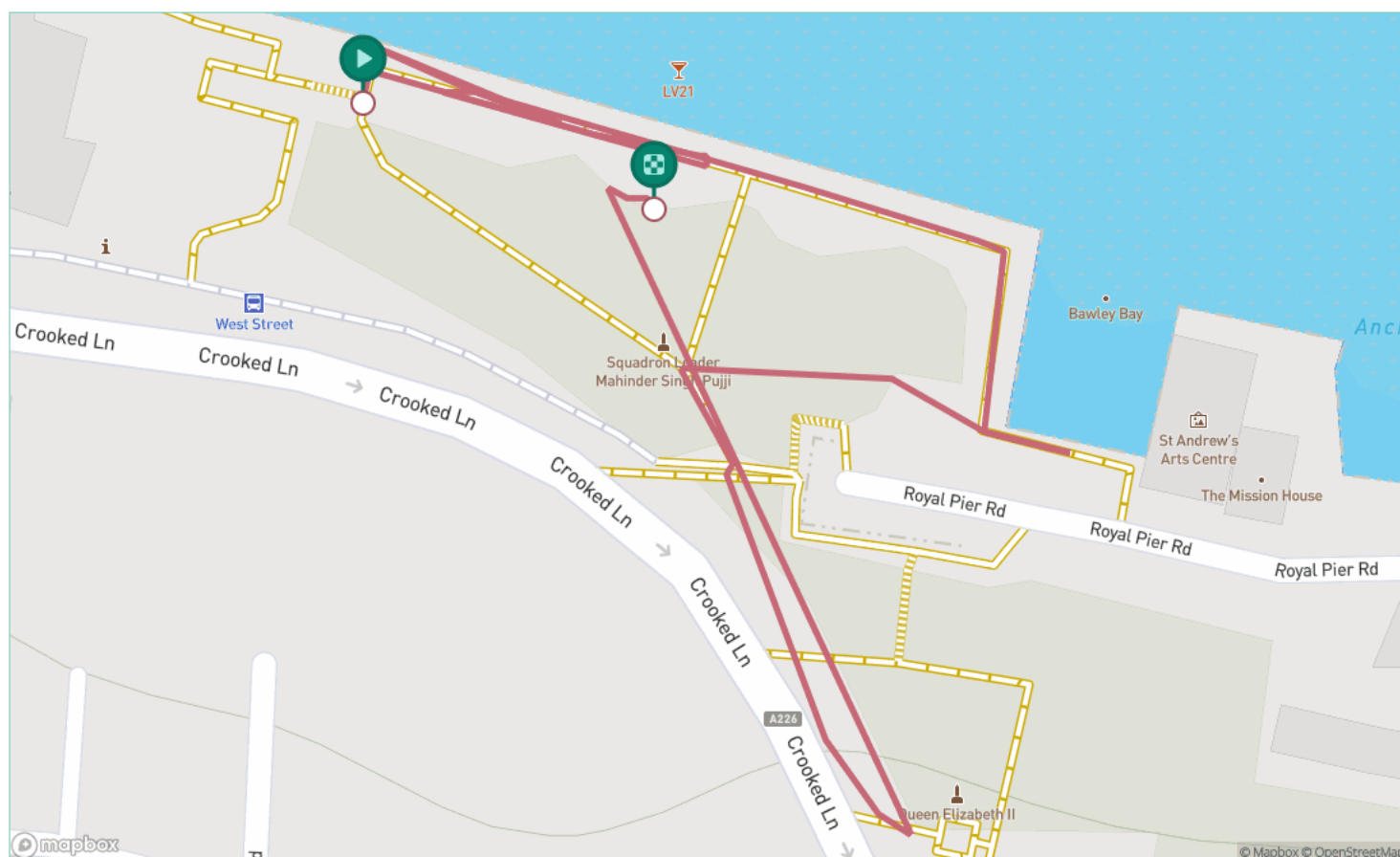
History



Dog friendly



Child friendly



Disclaimer: Directions are provided as guidance only. Weather, construction, closures or other factors may affect routes. Please take care when crossing roads and avoid private land. Always follow local signage and use common sense.

Created by Go Jauntly Ltd © 2023. Last Updated: 21 April 2023.



Step 1: Welcome to this kid-friendly puzzle trail around St Andrews Gardens.

Step 2: This puzzle hunt is perfect for 5- 11 year olds. This is a dog friendly walk, too! You may wish to take a pad & pencil 📝 with you to make a note of the clues.

Step 3: Head towards the red ship 🚢 and locate the information board. This is where clue 1 is hidden!

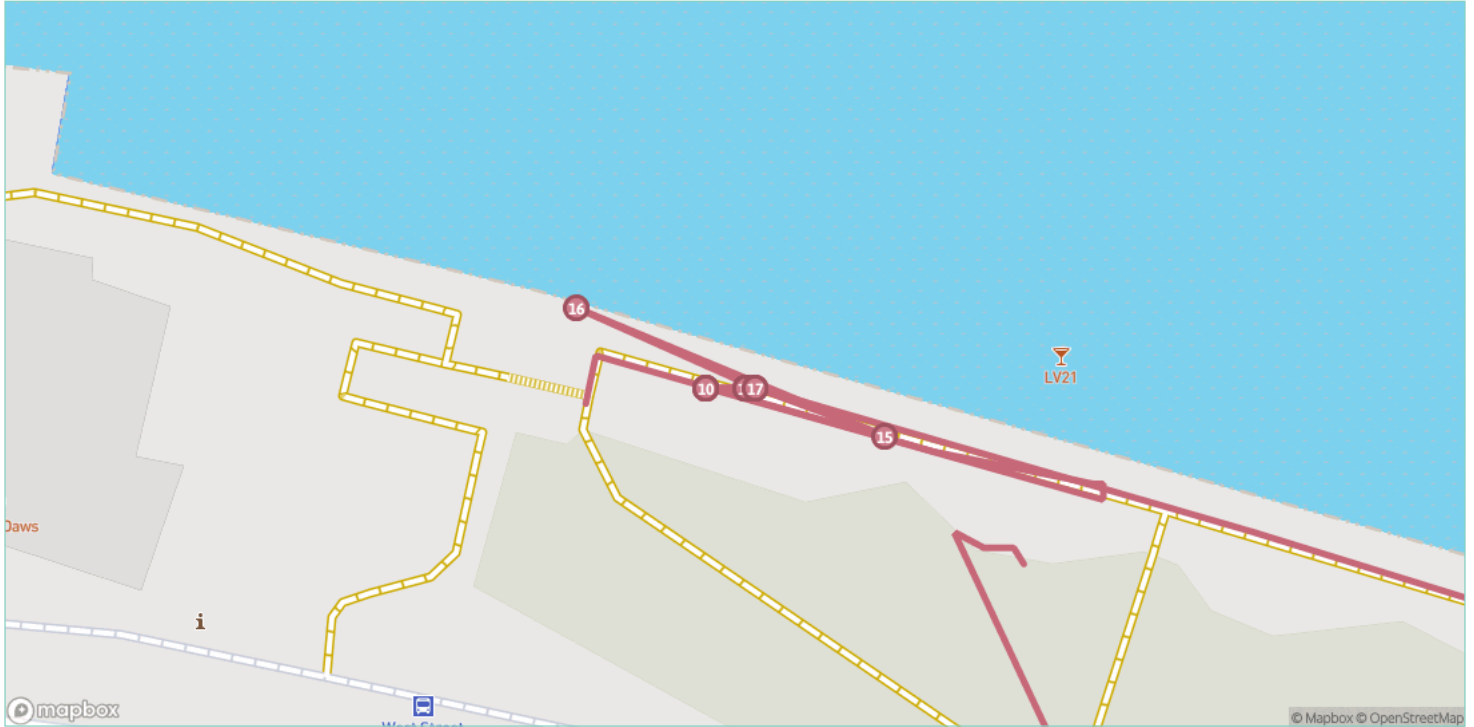
Step 4: The board will be full of lots of information about what you can see along the river from this point. Including Tilbury Fort!

Step 5: Once you have located the Tilbury Fort entry, we need you to take the first letter of the second word of this iconic site. Have you got that? Great, well done! ✨

Step 6: Can you see any other boats on the river? Here's a fun fact! Did you know that when on a ship, 'left' 🐾 is 'port' and 'right' 🐾 is 'starboard'.

Step 7: Retrace your steps back to the lamppost and look up. 👁️ We need you to take the first letter of the first word on this sign.

Step 8: Helpful hint - it's also the first letter of the name of the river which you are standing next to. 🌊 Got it? Great!



Step 9: The Thames Path National Trail is the 184-mile-long distance footpath from the source of the River Thames in Trewsbury Mead, Gloucestershire to the foot tunnel in Woolwich, London. 🧐 🗺️

Step 10: The England 🇬🇧 Coast Path is a new National Trail, which officially opened in 2020. When finished, the coast path will stretch for almost 3000 miles and be one of the longest continuous walking routes in the world. 🌐

Step 11: Now do a little spin 🌀 🗺️ to face the River Thames. We need you to locate the pier on your left. Now you need to answer a question...

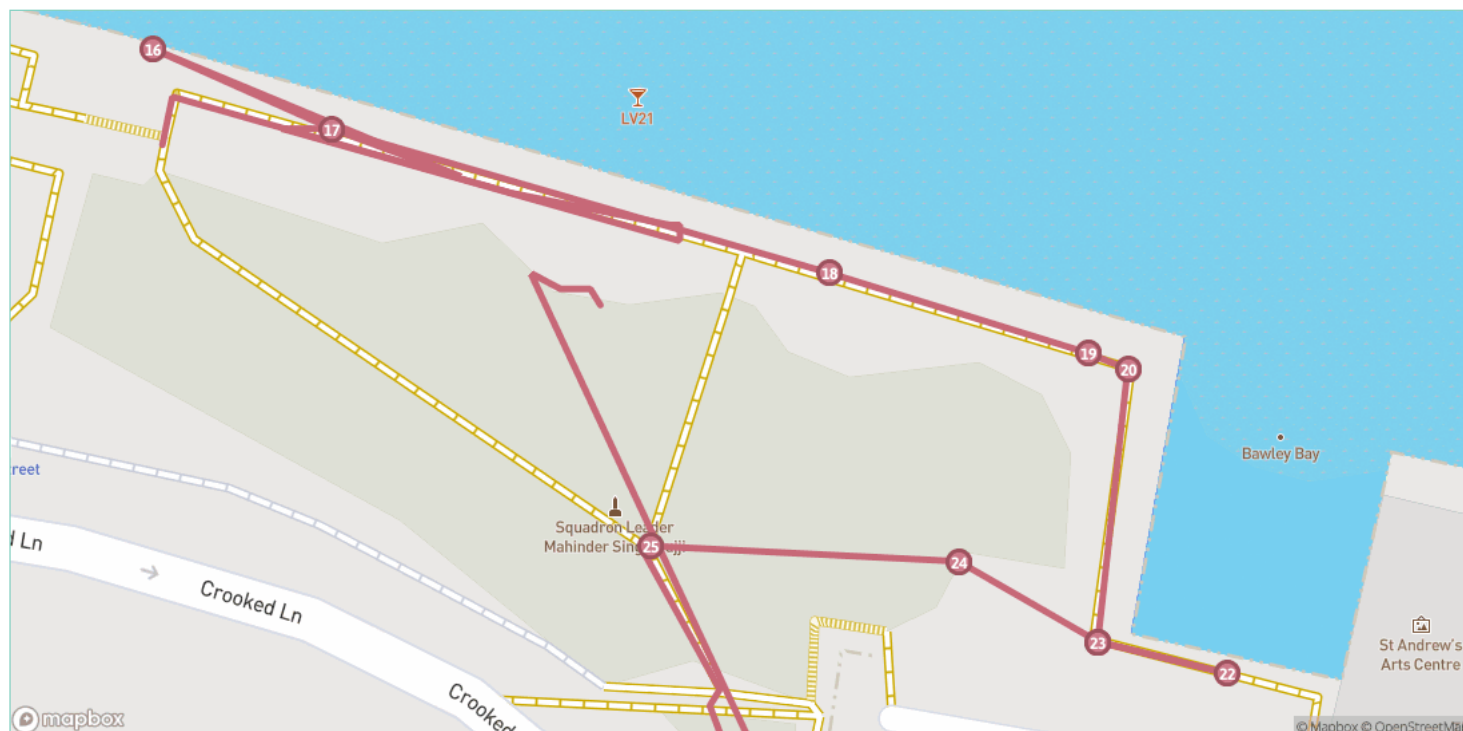
Step 12: Where do the ferries go from this pier? Helpful hint - it's the location of the Fort you learnt about earlier.

Step 13: Did you work it out? It's Tilbury! We now need the fifth letter of the location. That's the fifth letter from the word Tilbury.

Step 14: Town Pier was built way back in 1834 and is the oldest remaining cast iron pier in the world. 🚢

Step 15: Now back to the ship we go! Did you know the boat is called LV 21? ❤️ it's a decommissioned lightship which is now a cool art space!

Step 16: Do you remember the name of the ship? We need the second letter of the name. Swipe right if you need a little reminder! 🗺️



Step 17: I bet your clues aren't making much sense at the moment. 😞 Well we've been told that you'll have to solve a puzzle 🧩 once you have all 7 clues in order to discover the answer.

Step 18: Now keep following the path along the river, we're on the way to our next clue.

Step 19: But if all this clue 🧐 🧱 cracking is making you tired, take a little break on this bench here. We still have 3 more clues to go!

Step 20: Now turn right to keep following the path. This small bay ahead of you is very important, as it's home to clue number 5!

Step 21: Keep following the path and to get a better view. Can you spot any birds from here? 🐦

Step 22: You have now reached Bawley Bay. For clue 5, take the first letter of this location. Got it? Woohoo! 🎉

Step 23: Now retrace your route back to St Andrews Gardens and the boat. 🦶

Step 24: Ignoring the ship, carry on ahead to the sculpture of a man. It's where clue 6 can be found.



Step 25: Made it! 😊 This is the sculpture of Squadron Leader Mahinder Singh Pujji. We need something from his name.

Step 31: Take the fourth letter from the Queen's name. It's also the last letter in the alphabet. Got it? Great!

Step 26: We need you to locate the first letter of this man's army rank. This includes things like Captain, Major, Lieutenant or Squadron.

Step 32: Why don't we head back down to the gardens and take a seat on one of the benches. It's clue cracking time! 🧩

Step 27: You now have two options on how you can get to the last clue. Either take the stairs up to the next green space...

Step 28: ... or take the inclined path to Crooked Lane. Turn left and walk for a short while until you can enter the park.

Step 29: The location of the last clue is hidden on the Queen Elizabeth II statue. 👑

Step 30: This is apparently the only seated sculpture of Queen Elizabeth II in existence! 😮



Step 33: You should have collected 7 letter. These should be F T U V B S Z. Replace each letter with the letter before it in the alphabet. So for example B= A or C= B. Now let's spell it out.

Step 34: The word you should have spelled out is **ESTUARY!** 🌿 The Thames Estuary is home to the Port of London, the biggest port in the UK. Some of the food you eat today probably arrived into the estuary on a ship!

Step 35: Well done! 🎉 We hope you enjoyed taking part in our puzzle hunt! You did a great job solving the clues and unscrambling the puzzle.